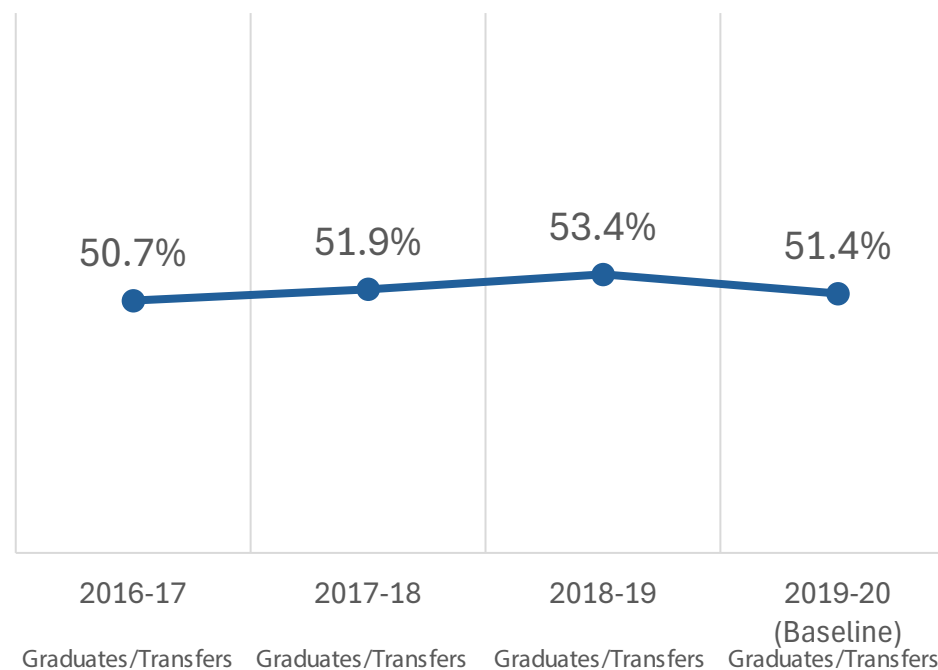
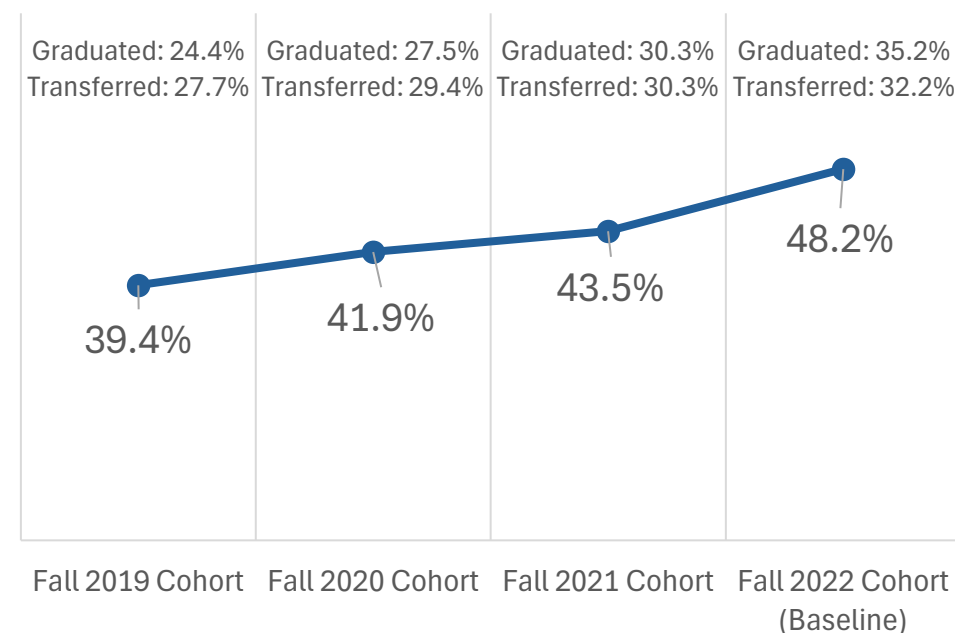


**6-YEAR STUDENT SUCCESS RATE**



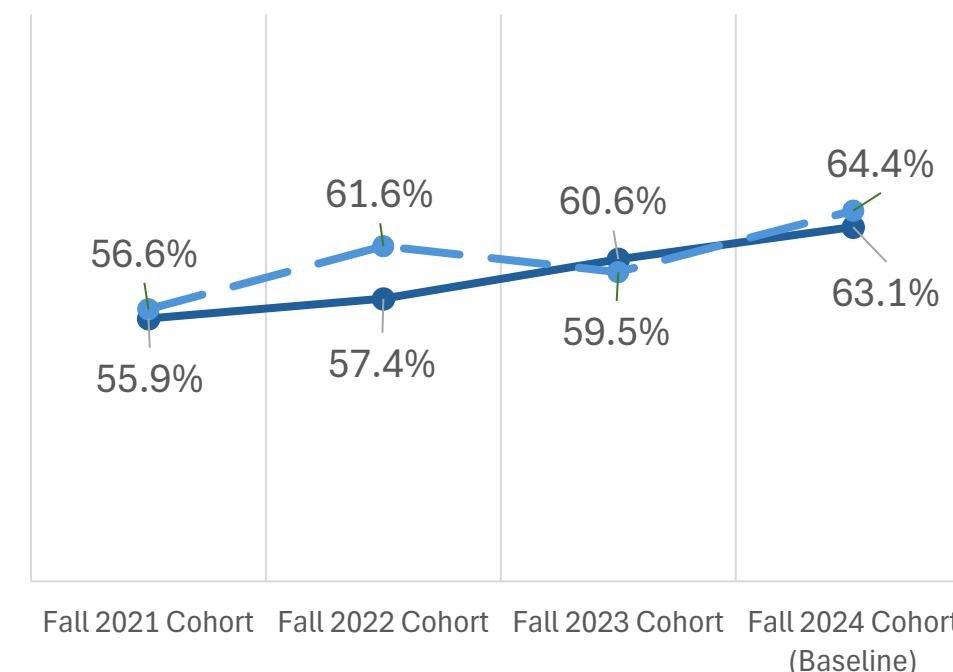
Target: 1.5% Annual Increase

**3-YEAR FIRST-TIME FULL-TIME STUDENT SUCCESS RATE**



Target: 1% Annual Increase

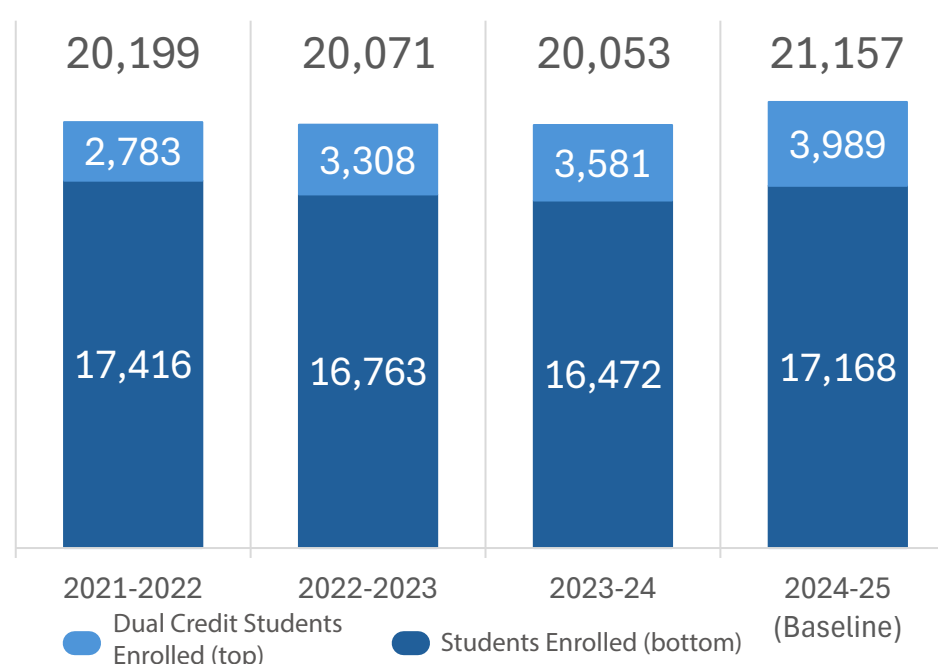
**FALL-TO-FALL STUDENT RETENTION RATE**



Target: 1.5% Annual Increase

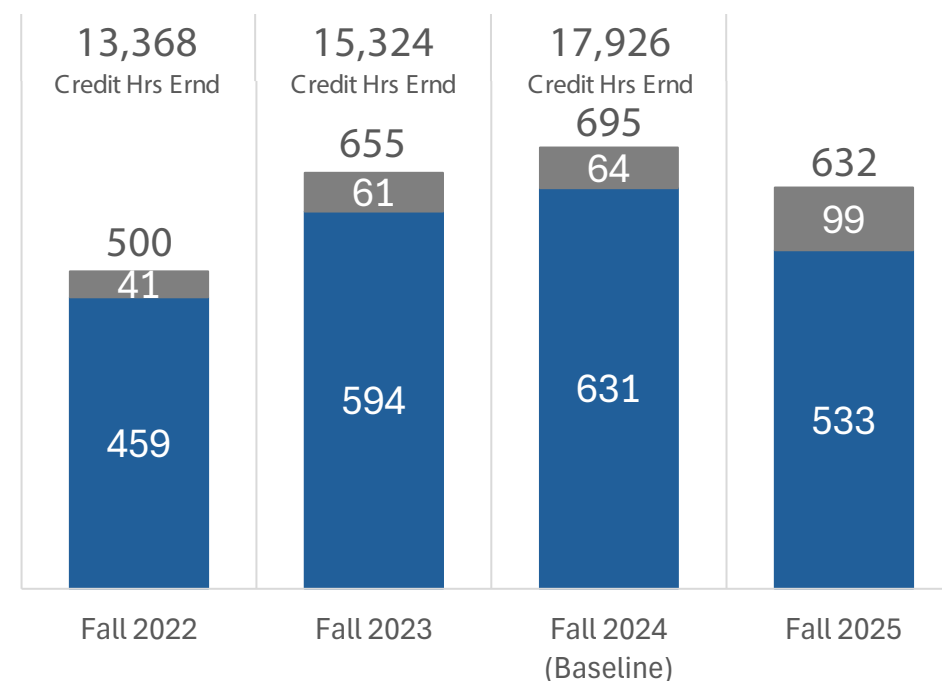
— First-time Full-time IPEDS Cohort  
— All Degree-seeking Students

**ANNUAL STUDENT HEADCOUNT**



Targets: 25-26 5% Increase; 26-28 1% Increase

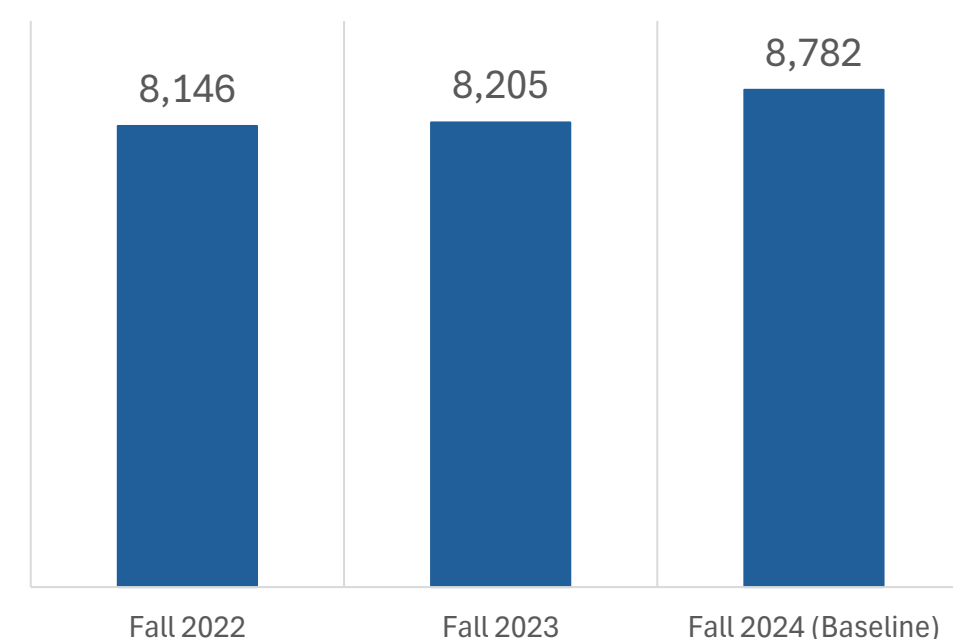
**DUAL CREDIT (DC) STUDENT SUCCESS**



Target: 5% Annual Increase

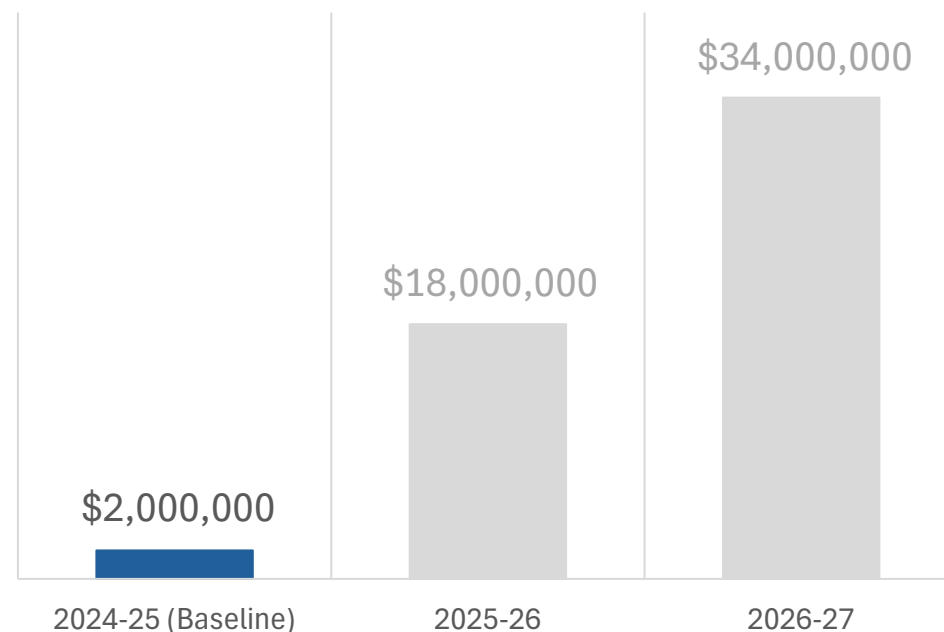
— DC TCC Graduates Not Enrolled (top)  
— DC Continuing Students (bottom)

**HIGH OPPORTUNITY PROGRAM STUDENT ENROLLMENT**



Targets: 25-26 6.5% Increase; 26-28 1% Increase

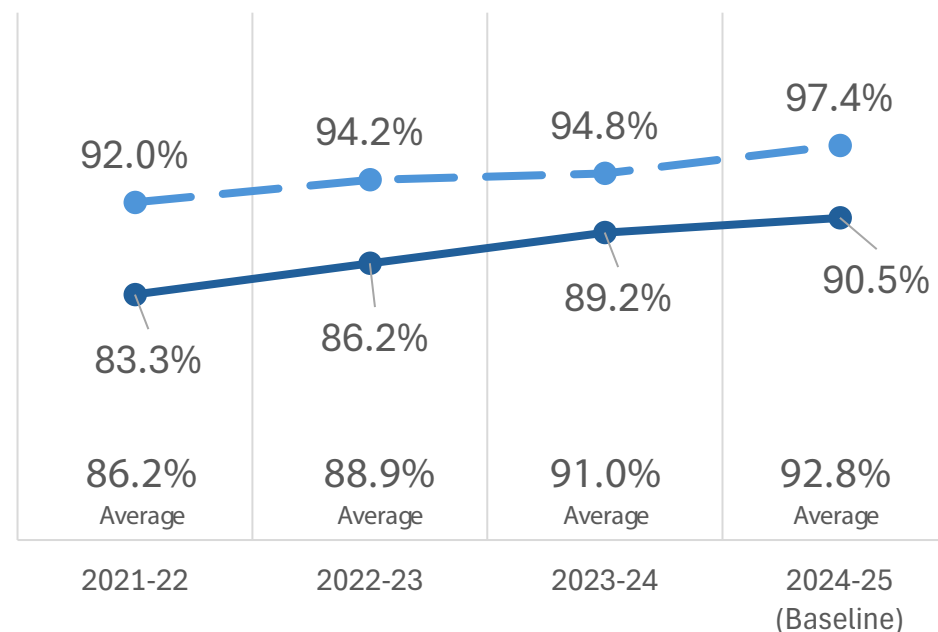
**CAPITAL CAMPAIGN FUNDS RAISED**



**Targets: 25-26 \$18M; 26-27 \$34M**

● Raised Funds  
■ Fund Goal

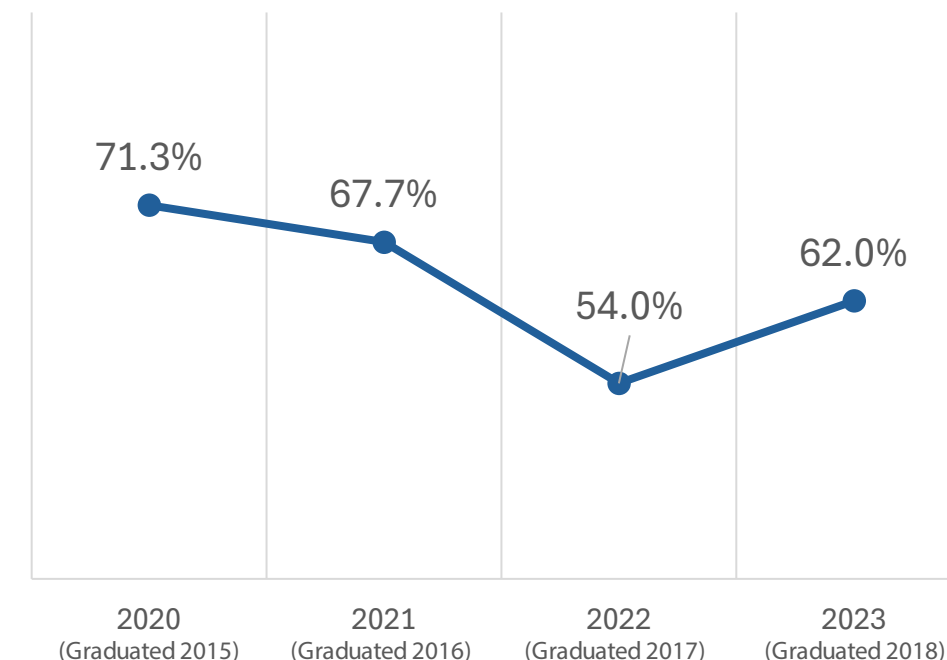
**FULL-TIME EMPLOYEE RETENTION RATE**



**Monitor Metric**

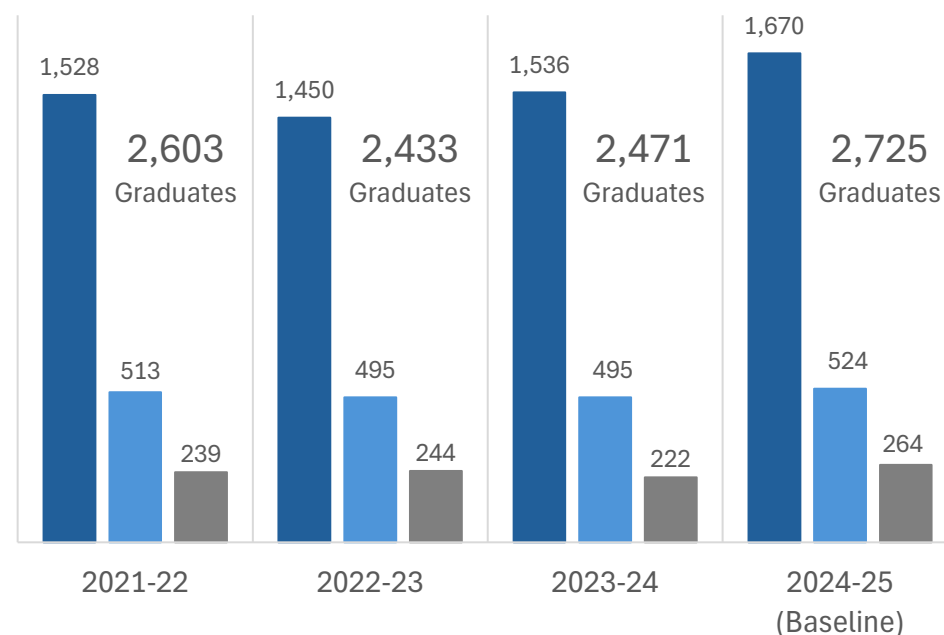
— Full-time Faculty  
— Full-time Staff

**5-YEAR DEBT-TO-INCOME RATIO**



**Monitor Metric**

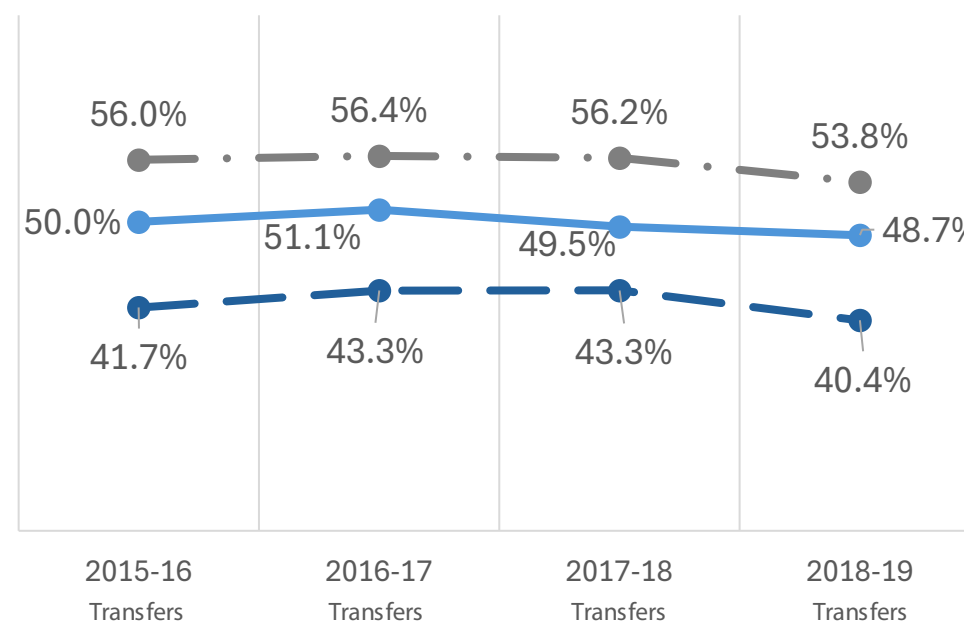
**NUMBER OF GRADUATES AND CREDENTIALS EARNED**



**Monitor Metric**

● AA/AS Primary Degree (left)  
● AAS Primary Degree (middle)  
● Certificate Primary and Secondary (right)

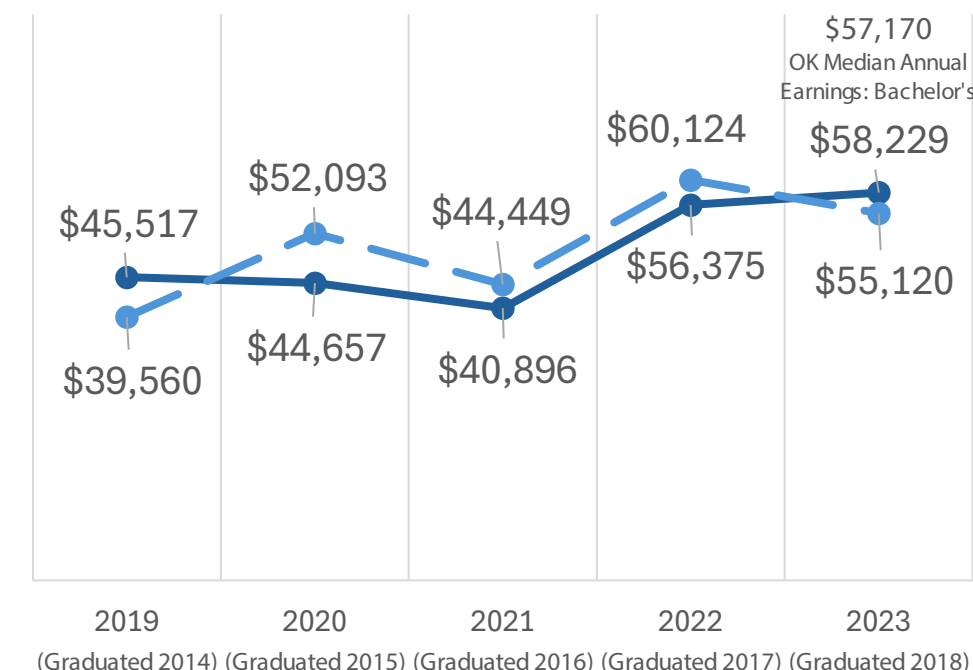
**3-, 4-, & 6-YEAR TRANSFER DEGREE CONVERSION RATE**



**Monitor Metric**

● Bachelor's within 6 Years  
— Bachelor's within 4 Years  
— Bachelor's within 3 Years

**5-YEAR POST GRADUATE MEDIAN EARNINGS**



**Monitor Metric**

— TCC Students who Graduated from 4-Year  
— TCC AAS Graduates

6-Year Student Success Rate	This measures the percentage of first-time, degree-seeking students at TCC (including dual credit, full- and part-time) who either graduate from TCC or transfer to a four-year institution, as reported in the National Student Clearinghouse, within six years of starting at TCC.
3-Year First-Time Full-Time Student Success Rate	This measures the percentage of first-time, full-time degree-seeking students (including former dual credit) who either graduate from TCC or transfer to a four-year institution, as reported in the National Student Clearinghouse, within three years of starting at TCC. Some duplication occurs, as students may both graduate and transfer.
Fall-to-Fall Student Retention Rate	This measures the percentage of all degree-seeking students (including dual credit, full- and part-time) who return the following fall semester. Students who graduate from TCC or enroll at another institution are excluded. The first-time, full-time fall-to-fall retention rate is reported using the official IPEDS cohort.
Annual Student Headcount	This measures the unduplicated number of students enrolled during the academic year (summer, fall, and spring), including dual credit students, as reported to the Oklahoma State Regents for Higher Education.
Dual Credit Student Success	This measures the number of dual credit students who either enroll at TCC as first-time freshmen the fall semester immediately following high school graduation or who earned a TCC credential but did not enroll at TCC the fall semester immediately after high school. The Total Credit Hours Earned is for the fall semester.
High Opportunity Programs Student Enrollment	This measures the unduplicated fall enrollment in primary program categories of High Transferability, Workforce High Opportunity, Workforce Medium Opportunity, or Workforce Upskilling, based on the fall semester reported to the Oklahoma State Regents for Higher Education.
Capital Campaign Funds Raised	This measures the total amount pledged to the TCC Foundation for the Capital Campaign during the fiscal year (July 1–June 30).
Full-time Employee Retention Rate*	This measures the percentage of full-time staff and faculty employed at the beginning of the fiscal year who remained continuously employed through the end of that year (July 1–June 30). Employees who moved from full-time to part-time (excluding adjunct) are considered retained.
5-Year Debt-to-Income Ratio*	This measures the ratio of original principal borrowed (total student loan balances from all institutions attended) to income at the end of the calendar year (January 1–December 31) five years after earning a bachelor’s degree from a four-year institution for students who attended TCC prior. TCC student data is analyzed using Equifax Ignite.
Number of Graduates and Credentials Earned*	This measures the total number of primary AA/AS degrees (combined), AAS degrees, and certificates (primary and secondary combined) earned by all students during the academic year (summer, fall, and spring), as reported to the Oklahoma State Regents for Higher Education.
3-, 4-, & 6-Year Transfer Degree Conversion Rate*	This measures the percentage of transfer bound (AA or AS) students that complete a Bachelor’s degree at a four-year institution in the National Student Clearinghouse database within three, four, and six years of the student’s TCC graduation.
5-Year Post Graduate Median Earnings*	This measures the median earnings at the end of the calendar year (January 1-December 31) five years after earning a TCC AAS degree or a previous TCC student who earned a bachelor’s degree from a four-year institution. TCC student data is analyzed using Equifax Ignite. Comparison data (\$57,170) is sourced from the U.S. Census Bureau Post-Secondary Employment Outcomes Explorer.

\* Metrics we monitor: These are metrics we monitor rather than set targets for to determine if we are working towards our vision of an educated, employed, and thriving community.