



**Tulsa Community College  
Regular Meeting of the Board of Regents**

**MINUTES**

The regular meeting of the Board of Regents of Tulsa Community College was held on **January 20, 2022 at 3:00 p.m. at Metro Campus.**

Board Members Present: Mitch Adwon, James Beavers, Paul Cornell, Caron Lawhorn, Wesley Mitchell, and William McKamey

Board Members Absent: Samuel Combs

Others Present: President Goodson  
Executive Assistant for the Board  
College Administrators  
College Legal Counsel  
Faculty and Staff

**CALL TO ORDER**

Chair Lawhorn called the meeting to order at 3:04 p.m.

President Goodson confirmed compliance with the Open Meetings Act.

**ROLL CALL**

The assistant called the roll and the meeting proceeded with a quorum.

**APPROVAL OF THE MINUTES**

A **motion** was made by Regent Adwon and seconded by Regent McKamey to approve the minutes for the regular meeting of the Tulsa Community College Board of Regents held on Thursday, November 18, 2021 as presented. The Chair called for a vote. **Motion carried by unanimously voice vote.**

A **motion** was made by Regent Beavers and seconded by Regent Mitchell to approve the minutes for the special meeting of the Tulsa Community College Board of Regents

held on Thursday, December 16, 2021 as presented. The Chair called for a vote. **Motion carried by unanimously voice vote.**

## **CARRYOVER ITEMS**

There were no carryover items.

## **ACADEMIC AFFAIRS AND STUDENT SUCCESS COMMITTEE REPORT**

*Presented by Regent Mitchell*

### **1. Recommendation for Approval of Changes in Academic Programs**

The Committee recommended approval of the following curriculum changes.

- CER World Languages, French – Modify Program
- CER World Languages, Spanish – Modify Program
- CER World Languages, Spanish Interpreting Skills – Modify Program
- CER World Languages, Spanish Translating Skills – Modify Program

A **motion** was made by the Academic Affairs and Student Success Committee to approve the curriculum changes. The Chair called for a vote. **Motion carried unanimously by voice vote.**

### **2. Recommendation for Approval of Changes in Current Academic Services Fees and the Addition of New Fees**

Tulsa Community College is authorized by House Bill No. 1748 to establish or increase academic services fees at our institution with the approval of the College governing board and to recommend to the Oklahoma State Regents for Higher Education such fees as long as the fees do not exceed the actual cost of the academic services provided by the institution.

The Academic Affairs and Student Success Committee recommended changes in current fees and the addition of new fees as follow:

- Allied Health Criminal Background Check
  - Reduction in Course Fee
  - Courses: CVT 1003, DHYG 1382, DMS 1002, HITC 1113, MDLT 1222, MDLT 2011, OCTA 1202, PHTA 1303, RADT 1324, RESP 1313, NURS 1111, NURS 1211, VETT 1183
- Computer Information Systems Course Fee
  - Application of an Existing Fee
  - Courses: MSIS 2103, CSYS 2773, CSEC 2104, CESC 2204, CSEC 2304, CSEC 2404

- Allied Health Drug Screening Fee
  - Reduction in Course Fee
  - Courses: CVTC 1003, DHYG 1382, DMS 1002, HITC 1113, MDLT 1222, MDLT 2011, OCTA 1202, PHTA 1303, RADT 1324, RESP 1313, NURS 1111, NURS 1211, VETT 1183
- Allied Health Drug Screening Fee
  - Application of an Existing Fee
  - SRGT 1113
- Malpractice Insurance
  - Application of an Existing Fee
  - CHLD 2003, 2233, 2243, 2253, 2263, 2513, SRGT 2415, SRGT 1113
- Allied Health Immunization Tracker
  - Increase in Course Fee
  - DHYG 1382, MDLT 2011, RADT 1324
- Allied Health Immunization Tracker
  - Application of an Existing Fee
  - EMSP 1119, EMSP 2115, SRGT 1113
- BLS Card
  - Removal of Course Fee
  - EMSP 1119
- Occupational Therapy Lab Fee
  - New Course Fee
  - OCTA 1403, OCTA 2203
- Allied Health Lab Fee
  - Removal of Course Fee
  - OCTA 1403, OCTA 2203, PHMT 1524, PHMT 1414
- Secure Infrastructure A+ Assessment Fee
  - New Course Fee
  - CSEC 2104
- Secure Infrastructure Lab Fee
  - New Course Fee
  - CSEC 2104, 2204, 2304, 2404
- Secure Infrastructure Network + Assessment
  - New Course Fee
  - CSEC 2204
- Secure Infrastructure Security + Assessment
  - New Course Fee
  - CSEC 2304
- NCLEX Review Fee
  - New Course Fee
  - NURS 2444
- Legal Research Fee
  - Reduction in Course Fee

- PLGL 2303, 2343, 2363, 2383
- **Legal Research Fee**
  - Application of an Existing Fee
  - PLGL 1313, 2333, 2353
- **Physical Therapist Assistant License Prep Exam**
  - New Course Fee
  - PHTA 2522
- **Physical Therapist Assistant Testing Fee**
  - New Course Fee
  - PHTA 1303, 1383, 2113, 2543
- **NBSTSA Certification Fee**
  - New Course Fee
  - SRGT 2522
- **Surgical Tech Testing Fee**
  - New Course Fee
  - SRGT 2515, 2435
- **Surgical Tech Lab Fee**
  - New Course Fee
  - SRGT 1124, 1134, 1225, 2435
- **EMT Assessment Fee**
  - Increase in Course Fee
  - EMSP 1119
- **EMT Assessment Fee**
  - Reduction in Course Fee
  - EMSP 2115
- **ACLS Card Fee**
  - Increase in Course Fee
  - EMSP 2115
- **PALS Card Fee**
  - Increase in Course Fee
  - EMSP 2214
- **Surgical Technology Clinical Tracker Fee**
  - New Course Fee
  - SRGT 1134, 2415
- **Allied Health Criminal Background Check**
  - Application of an Existing Fee
  - SRGT 1113
- **Lab Science Fee**
  - Removal of Course Fee
  - BIOL 1114, 1224, 1404, 1604, 2134, 2154, 2164; CHEM 1315, 1415, 2145, 2245; GEOG 1014; GEOL 1014, 1024; PHYS 1114, 1214, 2034, 2124; PHSC 1114

- **Science Online Lab Software**
  - New Course Fee
  - PHYS 1114
- **Engineering Lab Tech Fee**
  - New Course Fee
  - ENGT 1313
- **OSHA Card Fee**
  - Reduction in Course Fee
  - ENGT 1513
- **CPR First Aid Fee**
  - New Course Fee
  - ENGT 1513
- **MSSC Testing Registration Fee**
  - New Course Fee
  - ENGT 1313
- **MSSC Testing**
  - New Course Fee
  - ENGT 1313, 1513, 1543; QCTT 1313
- **Professional Pilot: Single-Engine Aircraft, Flight, Solo**
  - Increase in Course Fee
  - AVST 1222, 2132, 2152, 2162, 2181, 2182, 2442
- **Allied Health Criminal Background Check**
  - Removal of Course Fee
  - RADT 1222, PHMT 1324
- **Allied Health Immunization Tracker**
  - Removal of Course Fee
  - RADT 1222
- **Allied Health Drug Screening Fee**
  - Removal of Course Fee
  - RADT 1222, PHMT 1324
- **Lab Software Fee**
  - New Course Fee
  - GIS 2343, 2354, 2373, 2383, 2393; GEOG 2343
- **Immunization Tracker (Phlebotomy and Pharmacy Tech)**
  - Removal of Course Fee
  - PHMT 1324
- **Malpractice Insurance**
  - Removal of Course Fee
  - PHMT 1524

### **3. Overview of Committee Meeting Topics**

Regent Mitchell commented on topics discussed in the January 13 committee meeting.

- Health Sciences Program Update with comments from Dr. Angela Sivadon

Joint Review Committee on Education in Radiologic Technology reviewed TCC's five-year credentialing exam average and placed TCC's accreditation in probation status for not meeting the five-year average criteria. An extension was granted for twelve months and an additional extension is an option depending on progress. Health Sciences has some new leadership and is addressing barriers for students passing their first exam. Dr. Sivadon is confident in our direction.

- Workforce Development Update

Dr. Sivadon and Mr. Pete Selden, Vice President of Workforce Development, presented on a collaborative program between TCC, Oklahoma State University-Tulsa, and University of Tulsa for Cyber and Analytics to address critical workforce shortages in cybersecurity and data analytics.

## **PERSONNEL REPORT**

*Presented by President Goodson*

### **1. Introductions of Recently Appointed Staff**

Brad Duren, Dean of Liberal Arts and Public Service

### **2. Consent Agenda**

The personnel consent agenda was submitted for approval.

- Appointments of full-time faculty and full-time professional staff at a pay grade 18 and above made since the last meeting of the Board of Regents of Tulsa Community College.
- Retirements of full-time faculty and full-time professional staff submitted since the last meeting of the Board of Regents of Tulsa Community College.
- Separations including resignations, terminations, deaths, and transition to disability status of full-time faculty and professional employees submitted since the last meeting of the Board of Regents of Tulsa Community College.

A **motion** was made by Regent Cornell and seconded by Regent McKamey to approve the personnel consent agenda. The Chair called for a vote. **Motion carried unanimously by voice vote.**

(Attachment: [Consent Agenda](#))

## **FACILITIES & SAFETY COMMITTEE REPORT**

*Presented by Regent Adwon*

### **1. Overview of Committee Meeting Topics**

Regent Adwon apprised the board of meeting topics discussed in the January 13 committee meeting.

- Long-term Facilities Planning Update
  - Undergoing final approvals.
  - A steering committee will be convened to ensure thorough representation.
  - Formal kickoff expected in February and the final deliverable available in July.
- Major Projects Update
  - The Metro Campus Student Success Center construction making significant progress.
  - The Northeast Campus Student Success Center demolition completed and the construction is underway.

(Handout: [Major Projects Dashboard](#))

## **COMMUNITY RELATIONS COMMITTEE REPORT**

*Presented by Regent McKamey*

### **1. Overview of Committee Meeting Topics**

Regent McKamey apprised the board of meeting topics discussed in the January 13 committee meeting.

- Legislative Updates
  - Federal: Build Back Better bill is stalled. The budget is expected to be approved, which will benefit education.
  - State: The 2022 legislature begins February 27 and will begin with the Governor's State of the State address. Monitoring multiple bills. Higher Ed Day is on February 15 and will host lawmakers for lunch.
- Foundation President's Society exceeded fundraising goal. It is chaired by Alana Hughes and David Stratton.

- Blu Chatbot was launched on the College's website and approximately 2,000 students have utilized the service.

## **FINANCE, RISK AND AUDIT COMMITTEE REPORT**

*Presented by Regent Cornell*

### **1. Purchase Item Agreements over \$50,000**

#### **1.1 Mechanical Services**

Authorization was requested to contract with Shoemaker Mechanical (Tulsa, OK) in the amount of **\$4,325,699** for the replacement of air handler units and fan blown units at the Metro and West Campuses. The projects were competitively bid by Phillips + Gomez Consulting Engineers under RFP-221100 and RFP-P09412.01. The projects will be funded from the HEERF budget.

A **motion** was made by the Finance, Risk & Audit Committee to approve the authorization to contract for mechanical services. No second was needed. The Chair called for a vote. **Motion carried unanimously by voice vote.**

#### **1.2 Mechanical Services**

Authorization was requested to contract with McIntosh Services (Tulsa, OK) in the amount **\$2,182,429** for the replacement of air handler units at the Southeast Campus. This project was competitively bid by Phillips + Gomez Consulting Engineers under RFP-221099. The project will be funded from the HEERF budget.

A **motion** was made by the Finance, Risk & Audit Committee to approve the authorization to contract for mechanical services. No second was needed. The Chair called for a vote. **Motion carried unanimously by voice vote.**

#### **1.3 Mechanical Services**

Authorization was requested to contract with OCE Mechanical (Broken Arrow, OK) in the amount **\$1,786,700** for the replacement of air handler units at the Northeast Campus. This project was competitively bid by Phillips + Gomez Consulting Engineers under RFP-221099. The project will be funded from the HEERF budget.

A **motion** was made by the Finance, Risk & Audit Committee to approve the authorization to contract for mechanical services. No second was needed. The Chair called for a vote. **Motion carried unanimously by voice vote.**



#### 1.4 Building Maintenance Services

Authorization was requested to contract with Mid-Continental Restoration Company (Tulsa, OK) in the amount of **\$595,131** for building repairs at the Metro Campus. The project will be awarded under the TIPS contract #200201, and will be funded from the general budget.

A **motion** was made by the Finance, Risk & Audit Committee to approve the authorization to contract for building maintenance services. No second was needed. The Chair called for a vote. **Motion carried unanimously by voice vote.**

#### 1.5 Theatre Lighting

Authorization was requested to contract with Barbizon Lighting Company (Carrollton, TX) in the amount of **\$411,000** to replace house lighting in the PACE theater at the Southeast Campus. The purchase is being processed as a sole source to be compatible with existing lighting. The theatre uses Electronic Theatre Controls lighting and Barbizon is the only authorized distributor in this region. The project will be funded from a combination of HEERF, Section 13, and E & G budgets. Note: Section 13 is dedicated dollars received from the State specifically for capital projects.

A **motion** was made by the Finance, Risk & Audit Committee to approve the authorization to contract for theatre lighting. No second was needed. The Chair called for a vote. **Motion carried unanimously by voice vote.**

#### 1.6 Engineering Services

Authorization was requested to contract with Cynergy Architects + Engineering + Construction (Tulsa, OK) in the amount of **\$108,000** for design services. The services will be funded from the general budget.

A **motion** was made by the Finance, Risk & Audit Committee to approve the authorization to contract for engineering services. No second was needed. The Chair called for a vote. **Motion carried unanimously by voice vote.**

#### 1.7 Educational Services

Ratification was requested for an agreement with NextGenT (Austin, TX) in the amount of **\$107,350** which provides cyber training sessions. The agreement is funded from the auxiliary budget. Note: The training is for students.

A **motion** was made by the Finance, Risk & Audit Committee to approve the ratification of educational services. No second was needed. The Chair called for a vote. **Motion carried unanimously by voice vote.**

### 1.8 Educational Services

Ratification was requested for an agreement with the Oklahoma State Regents for Higher Education (Oklahoma City, OK) in the amount of **\$99,975** for development of online course materials. The agreement is funded from the auxiliary budget.

A **motion** was made by the Finance, Risk & Audit Committee to approve the ratification of educational services. No second was needed. The Chair called for a vote. **Motion carried unanimously by voice vote.**

### 1.9 Software Services

Ratification was requested for an agreement with Qualtrics (Provo, UT) in the amount of **\$57,750** to license vaccination tracking software necessary due to the COVID-19 pandemic on an annual basis. The software will be used to perform individual risk assessment, vaccination scheduling, tracking, and reporting. Additionally, vaccinated employees will receive digital “vaccine passports” to document their vaccination status. The software services are being funded from the HEERF budget.

A **motion** was made by the Finance, Risk & Audit Committee to approve the ratification of software services. No second was needed. The Chair called for a vote. **Motion carried unanimously by voice vote.**

## 2. **Monthly Financial Report**

### 2.1 Financial Statements for November 2021 and December 2021

Mr. Mark McMullen, CFO reported on the financial dashboard.

- Revenues: Tracking close to forecast.
- Expenses: Tracking slightly below forecast mostly due to open positions.
- Cash: Strong cash balance.

(Attachment: [Financials for November 2021 and December 2021](#))

(Handout: [Financial Dashboard for December 2021](#))

The Finance, Risk & Audit Committee recommended approval of the monthly financial report as presented.

A **motion** was made by the Finance, Risk & Audit Committee to approve the monthly financial report for November and December 2021. No second was needed. The Chair called for a vote. **Motion carried unanimously by voice vote.**

## **NEW BUSINESS**

[Pursuant to Title 25 Oklahoma Statutes, Section 311(A)(9), "...any matter not known about or which could not have been reasonably foreseen prior to the time of posting." 24 hours prior to meeting]

There was none.

## **PERSONS WHO DESIRE TO COME BEFORE THE BOARD**

Any person who desires to come before the Board shall notify the board chair or his or her designee in writing or electronically at least twelve (12) hours before the meeting begins. The notification must advise the chair of the nature and subject matter of their remarks and may be delivered to the president's office. All persons shall be limited to a presentation of not more than two minutes.

There were none.

## **PRESIDENT'S REPORT**

*Presented by President Goodson and Nicole Burgin, Media Relations Manager*

### **1. Overview of President's Highlights**

(Handout: [President's Highlights](#))

Ms. Burgin highlighted the following taken from the President's Highlights.

- TCC Librarians Help Create Textbook
  - Ms. Burgin introduced Jamie Holmes and Adam Brennan.
- TCC Faculty Member Discusses U.S. Capitol Attack and Classroom Learning
- TCC Honors Program Book Club Partnership with University of North Carolina Greensboro

### **2. Comments on Previous Agenda Items**

President Goodson mentioned several noteworthy topics in the highlights.

- Nationally Recognized Speaker Headlines TCC Equity Transfer Initiative Workshop
- TCC Returns to In-Person Commencement for the First Time in Two Years
  - Regents Lawhorn and Mitchell attended.

- Title III \$2.25 Million Grant Announcement
  - Significant accomplishment for TCC. Funds expected to be utilized for college readiness for students and tutoring services.
- Legends: Ronald Looney

## **EXECUTIVE SESSION**

[Proposed vote to go into executive session Pursuant to Title 25 Oklahoma Statutes, Section 307(B)(4), for confidential communications between a public body and its attorneys concerning pending litigation, investigations, claims or actions.]

### **1. Confidential Report by College Legal Counsel Concerning Pending Litigation, Investigations and Claims. No action was anticipated.**

There was no executive session.

## **ADJOURNMENT**

The next meeting of the Tulsa Community College Board of Regents will be held on Thursday, February 17, 2022 at 3:00 p.m. at the Southeast Campus VanTrease Performing Arts Center for Education, Building 6, Main Stage, 10300 East 81<sup>st</sup> Street, Tulsa, OK.

The meeting adjourned at 3:50 p.m.

Respectfully submitted,



Leigh B. Goodson  
President & CEO

ATTEST:



James Beavers, Secretary  
Board of Regents



Caron Lawhorn, Chair  
Board of Regents

**January 2021-2022 AA/SS Curriculum Changes**

CER World Languages, French	Modify Program	Changed program requirements as a result of the AA changes to the sequence of courses.
CER World Languages, Spanish	Modify Program	Changed program requirements as a result of the AA changes to the sequence of courses.
CER World Languages, Spanish Interpreting Skills	Modify Program	Changed program requirements as a result of the AA changes to the sequence of courses.
CER World Languages, Spanish Translating Skills	Modify Program	Changed program requirements as a result of the AA changes to the sequence of courses.

Tulsa Community College is authorized by House Bill No. 1748 to establish or increase academic services fees at our institution with the approval of the College governing board and to recommend to the Oklahoma State Regents for Higher Education such fees as long as the fees do not exceed the actual cost of the academic services provided by the institution.

Title 70, O. S. § 3218.10, authorizes governing boards of institutions within The State System to establish academic services fees at their respective institutions, with the approval of the State Regents, which may be required in addition to resident and nonresident tuition and mandatory fees. Such fees shall not exceed the actual costs of the academic services provided by the institution and may include, but shall not be limited to, special instruction, testing, and provision of laboratory supplies and materials. It is the intent of the Legislature that the State Regents maintain information on established mandatory fees authorized in Title 70, O. S§ 3218.8 and 3218.9 and on the academic services fees authorized in this section. The information shall include, but shall not be limited to, the basis for the amount of the fee, the amount of total revenue to be Oklahoma State Regents for Higher Education 56 collected from the fee, and the use of the revenue collected.

The following words or terms, shall have the following meaning, unless the concept clearly indicates otherwise.

1. Fees. Those fees assessed students in addition to resident and nonresident tuition as a condition of enrollment.

a. **Academic Services Fees**-Fees assessed certain students as a condition of enrollment and as a condition of academic recognition for completion of prescribed courses. Such fees are assessed students receiving certain courses of instruction or certain academic services as designated by the institution and shall not exceed the actual costs of the course of instruction or the academic services provided by the institution. These Oklahoma State Regents for Higher Education 57 services may include, but shall not be limited to, special instruction, testing, and provision of laboratory supplies and materials.

The office of the Chief Academic Officer recommends the following changes in academic service fees.

**Academic Service Fees  
FY23**

Name of Fee	Type of Fee	Course Number(s)	Assessed	New Fee	Fee \$ Current	Fee \$ Proposed	Fee \$ Change	Fee % Change	New Revenue FY23	Total Revenue FY23	Describe basis for the amount of the fee:	Describe basis for the use of revenue collected:	Consequences if fee is not approved:
Allied Health Criminal Background check	Special Instruction Fee	CVTC 1003, DHYG 1382, DMS 1002, HITC 1113, MDLT 1222, MDLT 2011, OCTA 1202, PHTA 1303, RADT 1324, RESP 1313, NURS 1111, NURS 1211, VETT 1183,	Per Course	No	49.00	44.00	-5.00	-10%	-1,765	15,532	Marketplace reduction in cost passed along to students.	cost of goods	Students would be overcharged
Computer Information Systems Course Fee	Special Instruction Fee	MSIS 2103, CSYS 2773, CSEC 2104, CESC 2204, CSEC 2304, CSEC 2404	Per Course	No	0.00	12.00	12.00		9,360	9,360	Standard fee for all computer courses	This is to help cover computer course costs.	College would absorb the costs
Allied Health Drug Screening Fee	Special Instruction Fee	CVTC 1003, DHYG 1382, DMS 1002, HITC 1113, MDLT 1222, MDLT 2011, OCTA 1202, PHTA 1303, RADT 1324, RESP 1313, NURS 1111, NURS 1211, VETT 1183	Per Course	No	50.00	40.00	-10.00	-20%	-3,530	14,120	Marketplace reduction in cost passed along to students.	Cost of goods	Students would be overcharged
Allied Health Drug Screening Fee	Special Instruction Fee	SRGT 1113	Per Course	No	0.00	40.00	40.00		800	800	Marketplace reduction in cost passed along to students.	Cost of goods	Students would be overcharged
Malpractice Insurance	Special Instruction Fee	CHLD 2003, 2233, 2243, 2253, 2263, 2513, SRGT 2415, SRGT 1113	Per Course	No	0.00	13.00	13.00		7,800	7,800	Malpractice insurance because of direct contact with young children and community programs	cover the malpractice insurance costs covered by the college	College would absorb the costs
Allied Health Immunization Tracker	Special Instruction Fee	DHYG 1382, MDLT 2011, RADT1324,	Per Course	No	20.00	35.00	15.00	75%	2,380	2,380	Actual cost of the tracker is \$35. These courses were left off last approval.	Cost of goods	College would absorb the costs
Allied Health Immunization Tracker	Special Instruction Fee	EMSP 1119, EMSP 2115, SRGT 1113	Per Course	No	0.00	35.00	35.00		3,250	3,250	Cost of the tracker.	Cost of goods	College would absorb the costs
BLS Card	Special Instruction Fee	EMSP 1119	Per Course	No	5.00	0.00	-5.00	-100%	-750	-750			

**Academic Service Fees  
FY23**

Name of Fee	Type of Fee	Course Number(s)	Assessed	New Fee	Fee \$ Current	Fee \$ Proposed	Fee \$ Change	Fee % Change	New Revenue FY23	Total Revenue FY23	Describe basis for the amount of the fee:	Describe basis for the use of revenue collected:	Consequences if fee is not approved:
Occupational Therapy Lab Fee	Classroom/Laboratory Supply and Material Fee	OCTA 1403, OCTA2203	Per Course	Yes	0.00	83.33	83.33		4,000	4,000	The ACOTE Standard A.2.13 requires the OTA program to have appropriate and sufficient equipment and supplies as a must to provide by the institution for student use during the didactic and fieldwork components of the curriculum. Such supplies include craft, splinting, physical disability equipment, high and low technology, evaluative and treatment methodologies that reflect evidence-based practice in the geographical area served by the program.	Purchase laboratory supplies.	College would absorb the costs
Allied Health Lab Fee	Classroom/Laboratory Supply and Material Fee	OCTA 1403, OCTA2203, PHMT 1524, PHMT 1414	Per Course	No	12.00	0.00	-12.00	-100%	-648	0	Removing the allied health lab fee		
Secure Infrastructure A+ Assessment Fee	Testing-Clinical Service Fee	CSEC 2104	Per Course	Yes	0.00	232.00	232.00		1,160	1,160	Assessment Fee is required A+ exam registration fee.	Will be used to pay vendor for testing costs.	College would absorb the costs
Secure Infrastructure Lab Fee	Classroom/Laboratory Supply and Material Fee	CSEC 2104, CSEC 2204, CSEC 2304, CSEC 2404	Per Course	Yes	0.00	76.00	76.00		1,520	1,520	Program Fee is used to replenish required consumable instructional materials used in the IT lab setting.	purchase lab/instructional materials.	College would absorb the costs
Secure Infrastructure Network + Assessment	Testing-Clinical Service Fee	CSEC 2204	Per Course	Yes	0.00	338.00	338.00		1,690	1,690	Assessment Fee is required Network+ exam registration fee.	Will be used to pay vendor for testing costs.	College would absorb the costs
Secure Infrastructure Security + Assessment Fee	Testing-Clinical Service Fee	CSEC 2304	Per Course	Yes	0.00	370.00	370.00		1,850	1,850	Assessment Fee is required Security+ exam registration fee.	Will be used to pay vendor for testing costs.	College would absorb the costs
NCLEX Review Fee	Testing-Clinical Service Fee	NURS 2444	Per Course	Yes	0.00	260.00	260.00		26,000	26,000	The Kaplan Review will help prepare our students better to take the NCLEX. Due to decreasing NCLEX pass rates, we began requiring the review along with other preparation through Kaplan this fall	Will be used to pay vendor for testing costs.	College would absorb the costs
Legal Research Fee	Special Instruction Fee	PLGL 2303, PLGL 2343, PLGL 2363, and PLGL 2383	Per Course	No	60.00	15.00	-45.00	-75%	-3,600	1,200	Spreading out the cost of the Law Library over five classes to make it more equitable among part time and full time students.	Will be used to pay access fees to law library.	College would absorb costs
Legal Research Fee	Special Instruction Fee	PLGL 1313, PLGL 2333, PLGL 2353	Per Course	No	0.00	15.00	15.00		900	900	Spreading out the cost of the Law Library over five classes to make it more equitable among part time and full time students.	Will be used to pay access fees to law library.	College would absorb costs
Physical Therapist Assistant License Prep Exam	Testing-Clinical Service Fee	PHTA 2522	Per Course	yes	0.00	79.00	79.00		2,765	2,765	Licensure prep exam cost \$79.00 (FSBPT Academic PEAT <a href="https://www.fsbpt.org/Secondary-Pages/Educators/Prepare-Candidates-for-NPTE/Practice-Exam-Assessment-Tool-PEAT">https://www.fsbpt.org/Secondary-Pages/Educators/Prepare-Candidates-for-NPTE/Practice-Exam-Assessment-Tool-PEAT</a> ) per student when purchased as a group and is a course requirement for PHTA 2522. Purpose of test is to allow students an opportunity to rehearse for standardized licensure exam and enhance self-assessment prior to high stakes licensure testing.	Will be used to pay vendor for testing costs.	College would absorb costs
Physical Therapist Assistant Testing Fee	Testing-Clinical Service Fee	PHTA 1303, PHTA 1383, PHTA 2543, PHTA 2113	Per Course	Yes	0.00	35.60	35.60		4,984	4,984	Testing software that reduces student reliance on internet is simply a must in Oklahoma higher education. Accreditors require that we ensure exam integrity. Examsoft aptly meets these needs and is currently used by TCC NSG Program. Fee of \$35.60 would be assessed to one course per semester across 4 semesters to cover all testing in all courses in curriculum..	Will be used to pay vendor for testing costs.	College would absorb costs



**Academic Service Fees  
FY23**

Name of Fee	Type of Fee	Course Number(s)	Assessed	New Fee	Fee \$ Current	Fee \$ Proposed	Fee \$ Change	Fee % Change	New Revenue FY23	Total Revenue FY23	Describe basis for the amount of the fee:	Describe basis for the use of revenue collected:	Consequences if fee is not approved:
NBSTSA Certification Fee	Testing-Clinical Service Fee	SRGT 2522,	Per Course	Yes	0.00	254.00	254.00		5,080	5,080	The proposed fee would cover the cost of the NBSTSA Certification Exam as well as give the students membership to AST, and a CST study guide saving the student \$115.	Will be used to pay vendor for testing costs.	College would absorb costs
Surgical Tech Testing Fee	Testing-Clinical Service Fee	SRGT 2515, SRGT 2435	Per Course	Yes	0.00	40.00	40.00		1,600	1,600	Covers the cost of the NBSTSA Self-Assessment Exam B	Will be used to pay vendor for testing costs.	College would absorb costs
Surgical Tech Lab Fee	Classroom/Laboratory Supply and Material Fee	SRGT 2435, SRGT 1225, SRGT 1134, SRGT 1124	Per Course	Yes	0.00	50.00	50.00		4,000	4,000	Lab Fee: student consumable lab supplies	purchase lab/instructional materials.	College would absorb costs
EMT Assessment Fee	Testing-Clinical Service Fee	EMSP 1119	Per Course	No	20.00	21.00	1.00	5%	150	3,150	increased by \$1.00 per student.	Will be used to pay vendor for testing costs.	College would absorb costs
EMT Assessment Fee	Testing-Clinical Service Fee	EMSP 2115	Per Course	No	141.75	120.75	-21.00	-15%	-420	2,415	This change reflects an adjustment in the cost charged by the vendor for this assessment package. This covers all high-stake exams for our entire paramedic program.	Will be used to pay vendor for testing costs.	If this wasn't approved we would be overcharging the student.
ACLS Card Fee	Special Instruction Fee	EMSP 2115	Per Course	No	9.00	11.00	2.00	22%	40	440	This change reflects a cost increase for the students electronic certification card we issue for completion of the Advanced Cardiac Life Support (ACLS) course during this class.	Cost of Goods	College would absorb costs
PALS Card Fee	Special Instruction Fee	EMSP 2214	Per Course	No	9.00	11.00	2.00	22%	40	440	This change reflects a cost increase for the American Heart Association Pediatric Advanced Life Support (PALS) course completion card we issue to students who complete this class.	Cost of Goods	College would absorb costs
Surgical Technology Clinical Tracker Fee	Special Instruction Fee	SRGT 2415, SRGT 1134	Per Course	Yes	0.00	20.00	20.00		800	800	Clinical hub- Required clinical tracker for the surgical technology program	Cost of Goods	College would absorb costs
Allied Health Criminal Background check	Special Instruction Fee	SRGT 1113	Per Course	No	0.00	44.00	44.00		880	880	Marketplace reduction in cost passed along to students.	cost of goods	College would absorb costs
Lab Science Fee	Classroom/Laboratory Supply and Material Fee	BIOL 1114, BIOL 1224 BIOT 1404, BIOL 1604, BIOL 2134, BIOL 2154, BIOL 2164, CHEM 1315, CHEM 1415, CHEM 2145, CHEM 2245, GEOG 1014, GEOL 1014, GEOL 1024, PHYS 1114, PHYS 1214, PHYS 2034. PHYS 2124, PHSC 1114	Per Course	No	22.00	0.00	-22.00	-100%			Removing lab fees for all online/blended online live lab science courses		
Science online lab software	Special Instruction Fee	PHYS 1114	Per Course	Yes	0.00	7.00	7.00		2,800	2,800	The \$7 online lab fee will cover the cost of the online software used to deliver online labs.	cost of goods	
Engineering Lab Tech Fee	Classroom/Laboratory Supply and Material Fee	ENGT 1313	Per Course	Yes	0.00	33.00	33.00		990	990	New lab activities will be added to ENGT 1313 for a per student consumables cost of approximately \$33.	Cost of Goods	College would absorb the costs
OSHA Card Fee	Special Instruction Fee	ENGT 1513	Per Course	No	33.00	8.00	-25.00	-76%	-375	240	The current OSHA fee for ENGT 1513 is actually a combination of the cost per student for OSHA safety card and CPR and First Aid certification. These are direct payments to sponsoring organizations for these certifications. The total amount is not changing; the fee is being split into its two components for clarity:	cost of good	Two separate fees are left combined as one.

**Academic Service Fees  
FY23**

Name of Fee	Type of Fee	Course Number(s)	Assessed	New Fee	Fee \$ Current	Fee \$ Proposed	Fee \$ Change	Fee % Change	New Revenue FY23	Total Revenue FY23	Describe basis for the amount of the fee:	Describe basis for the use of revenue collected:	Consequences if fee is not approved:
CPR First Aid Fee	Special Instruction Fee	ENGT 1513	Per Course	Yes	0.00	25.00	25.00		375	375	The current OSHA fee for ENGT 1513 is actually a combination of the cost per student for OSHA safety card and CPR and First Aid certification. These are direct payments to sponsoring organizations for these certifications. The total amount is not changing; the fee is being split into its two components for clarity.		College would absorb the costs
MSSC Testing Registration Fee	Testing-Clinical Service Fee	ENGT 1313	Per Course	yes	0.00	60.00	60.00		3,600	3,600	The \$60 registration fee is currently split between the four courses, which means students who discontinue after taking the first exam do not pay for the entire cost of their registration. The registration fee is being split into a separate fee and assigned to the ENGT 1313 course, which is the course most likely taken first out of the four courses.	Will be used to pay vendor for testing costs.	Some of the fees would not be collected and the college would absorb the costs
MSSC Testing	Testing-Clinical Service Fee	ENGT 1313, ENGT 1513, ENGT 1543, QCTT 1313	Per Course	Yes	55.00	45.00	-10.00	-18%	-2,400	10,800	MSSC has increased the testing fee for each test from \$40 to \$45. The four course testing fees should be increased accordingly.	Will be used to pay vendor for testing costs.	Some of the fees would not be collected and the college would absorb the costs
Professional Pilot: Single-Engine Aircraft, Flight, Solo	Special Instruction Fee	AVST 1222,2132, 2152, 2162, 2181, 2182, 2442	Per Use	no	169.00	189.00	20.00	12%	14,000	132,300	Our lessor has notified the Aviation Center that due to the rising cost of aircraft parts and maintenance they will be increasing the cost of our lease payments for AY22-23. The price of aviation fuel has also increased this past year with no expected decline in cost on the horizon. The impact to private pilot students is an estimated \$190 increase in the cost of their flight lab. This change will have no impact on instrument pilot students as they do not build solo hours for this rating. The impact to commercial pilot students is an estimated \$535 increase in the cost of their flight lab.	This is direct billing to the student.	students would not get to fly
Allied Health Criminal Background check	Special Instruction Fee	RADT 1222, PHMT 1324	Per Course	No	49.00	0.00	-49.00	-100%	-2,205	-2,205	These courses were suppressed and we are updating with the state.		
Allied Health Immunization Tracker	Special Instruction Fee	RADT 1222,	Per Course	No	35.00	0.00	-35.00	-100%	-1,050	-1,050	These courses were suppressed and we are updating with the state.		
Allied Health Drug Screening Fee	Special Instruction Fee	RADT 1222, PHMT 1324	Per Course	No	50.00	0.00	-50.00	-100%	-2,250	-2,250	These courses were suppressed and we are updating with the state.		
Lab Software Fee	Classroom/Laboratory Supply and Material Fee	GIS 2343, GIS 2354, GIS 2373, GIS 2383, GIS 2393, GEOG 2343	Per Course	Yes	0.00	15.00	15.00		1,350	1,350	This software lab fee is to help offset the cost of the software license used in these courses.	cost of goods	college will absorb the cost
Immunization Tracker (Phlebotomy and Pharmacy Tech	Special Instruction Fee	PHMT 1324	Per Course	No	20.00	0.00	-20.00	-100%	-300	-300	These courses were suppressed and we are updating with the state.		
Malpractice Insurance	Special Instruction Fee	PHMT 1524	Per Course	No	13.00	0.00	-13.00	-100%	-195	-195	These courses were suppressed and we are updating with the state.		

**ADDENDUM FOR PERSONNEL CONSENT ITEMS:**

*Items listed under Personnel Consent Items will be approved by one motion without discussion. If discussion on an item is desired, the item will be removed from the "Consent Agenda" and considered separately at the request of a Board member.*

**APPOINTMENTS:**

Ashley Bishop, Senior Director Fiscal Operations Salary: \$136,000  
Comptroller & CFO  
Conference Center  
January 3, 2022

Ashley earned her Master of Accountancy from Emporia State University in Emporia, Kansas. She also earned her Bachelor of Business Administration from Northeastern State University. She has over 10 years of experience in Finance and Accounting and 9 years of experience in Higher Education. She also previously worked with TCC as the Controller in 2018 and is a Certified Public Accountant.

Brad Duren, Dean of Liberal Arts & Public Service Salary: \$95,000  
Liberal Arts & Communications  
Metro Campus  
January 3, 2022

Brad earned his Ph.D. in History from Oklahoma State University. He has also earned his Master of Arts in History at The University of Central Oklahoma and his Bachelor of Music at Oklahoma City University. He has over 16 years of experience in Higher Education and 2 years of experience as Dean of Arts and Education at Oklahoma Panhandle State University. He also served as Associate Vice President of Academic Affairs at Oklahoma Panhandle State University.

**RETIREMENT:**

None.

**SEPARATION:**

Sheri Core, Assistant Professor, Biology December 31, 2021  
Science & Mathematics  
Southeast Campus

TULSA COMMUNITY COLLEGE  
FINANCIAL REPORT  
MONTH ENDING DECEMBER 31, 2021



**TULSA COMMUNITY COLLEGE  
EXPENDITURE SUMMARY BY CATEGORY  
FOR THE PERIOD ENDING NOVEMBER 30, 2021 AND NOVEMBER 30, 2020**

	NOVEMBER FY22			NOVEMBER FY21			\$ Change	Percent Change
	Budget	Year to date	Percent of Budget	Budget	Year to date	Percent of Budget		
<b>EDUCATION AND GENERAL</b>								
Salaries & Wages								
Faculty	\$ 19,432,417	\$ 6,454,307	33.2%	\$ 19,272,076	\$ 6,388,787	33.2%	\$ 65,520	1.0%
Adjunct Faculty	10,500,000	5,614,919	53.5%	10,100,000	4,526,671	44.8%	1,088,249	24.0%
Professional	11,923,617	4,963,525	41.6%	12,533,836	4,968,775	39.6%	(5,250)	-0.1%
Classified Exempt	3,801,000	881,447	23.2%	3,258,316	1,270,367	39.0%	(388,920)	-30.6%
Classified Hourly	17,564,728	6,146,636	35.0%	16,551,705	6,003,976	36.3%	142,661	2.4%
<b>TOTAL</b>	<b>\$ 63,221,762</b>	<b>\$ 24,060,834</b>	<b>38.1%</b>	<b>\$ 61,715,933</b>	<b>\$ 23,158,575</b>	<b>37.5%</b>	<b>\$ 902,259</b>	<b>3.9%</b>
Staff Benefits	\$ 24,333,149	\$ 9,474,268	38.9%	\$ 24,187,667	\$ 9,485,377	39.2%	(11,109)	-0.1%
Professional Services	3,620,310	1,134,228	31.3%	2,474,350	1,038,620	42.0%	95,608	9.2%
Operating Services	15,809,902	6,549,794	41.4%	15,830,539	5,780,765	36.5%	769,028	13.3%
Travel	544,843	45,693	8.4%	567,950	15,775	2.8%	29,919	189.7%
Utilities	1,500,000	647,989	43.2%	1,700,000	449,499	26.4%	198,490	44.2%
Tuition Waivers	4,600,000	2,128,280	46.3%	4,400,000	2,221,085	50.5%	(92,804)	-4.2%
Scholarships	5,800,000	2,488,491	42.9%	6,391,263	2,366,672	37.0%	121,819	5.1%
Federal Student Grants - CARES	-	-	0%	3,990,147	3,821,250	95.8%	(3,821,250)	-100.0%
Federal Student Grants - HEERF	18,500,000	8,229,590	44.5%	-	-	0.0%	8,229,590	100.0%
Federal Institutional Aid - HEERF	31,000,000	5,776,051	18.6%	-	-	0.0%	5,776,051	100.0%
Furniture & Equipment	1,053,387	660,857	62.7%	1,379,660	1,195,867	86.7%	(535,010)	-44.7%
<b>TOTAL</b>	<b>\$ 169,983,353</b>	<b>\$ 61,196,075</b>	<b>36.0%</b>	<b>\$ 122,637,510</b>	<b>\$ 49,533,485</b>	<b>40.4%</b>	<b>\$ 11,662,590</b>	<b>23.5%</b>
<b>CAMPUS STORE</b>								
Bond Principal and Expense	130,500	65,316	50.1%	131,000	74,272	56.7%	(8,956)	-12.1%
<b>TOTAL</b>	<b>\$ 130,500</b>	<b>\$ 65,316</b>	<b>50.1%</b>	<b>\$ 131,000</b>	<b>\$ 74,272</b>	<b>56.7%</b>	<b>\$ (8,956)</b>	<b>-12.1%</b>
<b>STUDENT ACTIVITIES</b>								
Salaries & Wages								
Professional	\$ 216,000	\$ 29,627	13.7%	\$ 280,000	\$ 115,539	41.3%	\$ (85,912)	-74.4%
Classified Hourly	850,000	230,371	27.1%	1,100,000	366,172	33.3%	(135,801)	-37.1%
<b>Total Salaries &amp; Wages</b>	<b>\$ 1,066,000</b>	<b>\$ 259,998</b>	<b>24.4%</b>	<b>\$ 1,380,000</b>	<b>\$ 481,711</b>	<b>34.9%</b>	<b>\$ (221,713)</b>	<b>-46.0%</b>
Staff Benefits	\$ 445,000	\$ 108,534	24.4%	\$ 575,000	\$ 203,586	35.4%	\$ (95,052)	-46.7%
Professional Services	116,000	-	0.0%	150,000	86,053	57.4%	(86,053)	-100.0%
Operating Services	410,000	115,939	28.3%	525,000	105,056	20.0%	10,883	10.4%
Travel	38,000	80	0.2%	50,000	(163)	-0.3%	243	-149.1%
Furniture & Equipment	925,000	16,901	1.8%	1,195,000	5,950	0.5%	10,951	184.0%
Items for Resale	-	-	0.0%	-	-	0.0%	-	0.0%
<b>TOTAL</b>	<b>\$ 3,000,000</b>	<b>\$ 501,452</b>	<b>16.7%</b>	<b>\$ 3,875,000</b>	<b>\$ 882,193</b>	<b>22.8%</b>	<b>\$ (380,741)</b>	<b>-43.2%</b>
<b>OTHER AUXILIARY ENTERPRISES</b>								
Salaries & Wages								
Professional	\$ 141,000	\$ 53,062	37.6%	\$ 125,000	\$ 50,962	40.8%	\$ 2,100	4.1%
Adjunct Faculty	340,000	118,486	34.8%	300,000	66,728	22.2%	51,758	77.6%
Classified Hourly	312,000	12,318	3.9%	275,000	65,670	23.9%	(53,352)	-81.2%
<b>Total Salaries &amp; Wages</b>	<b>\$ 793,000</b>	<b>\$ 183,866</b>	<b>23.2%</b>	<b>\$ 700,000</b>	<b>\$ 183,360</b>	<b>26.2%</b>	<b>\$ 506</b>	<b>0.3%</b>
Staff Benefits	\$ 142,000	\$ 41,430	29.2%	\$ 125,000	\$ 43,063	34.5%	\$ (1,633)	-3.8%
Professional Services	625,000	89,887	14.4%	550,000	60,528	11.0%	29,359	48.5%
Operating Services	2,600,000	760,695	29.3%	2,300,000	367,675	16.0%	393,021	106.9%
Travel	68,000	7,900	11.6%	60,000	1,190	2.0%	6,710	563.9%
Utilities	737,000	251,996	34.2%	650,000	178,795	27.5%	73,201	40.9%
Scholarship & Refunds	45,000	725	1.6%	40,000	1,506	3.8%	(781)	-51.9%
Bond Principal and Expense	1,253,500	65,316	5.2%	969,000	65,286	6.7%	30	0.0%
Furniture & Equipment	1,675,000	961	0.1%	1,479,500	6,863	0.5%	(5,902)	-86.0%
Items for Resale	-	-	0.0%	-	-	0.0%	-	0.0%
<b>TOTAL</b>	<b>\$ 7,938,500</b>	<b>\$ 1,402,776</b>	<b>17.7%</b>	<b>\$ 6,873,500</b>	<b>\$ 908,264</b>	<b>13.2%</b>	<b>\$ 494,512</b>	<b>54.4%</b>
<b>CAPITAL</b>								
Construction - State (295)	\$ 2,000,000	\$ 193,631	9.7%	\$ 1,400,000	\$ 549,966	39.3%	\$ (356,335)	-64.8%
Construction - Non State (483)	3,000,000	1,072,041	35.7%	6,000,000	955,000	15.9%	117,041	12.3%
<b>TOTAL</b>	<b>\$ 5,000,000</b>	<b>\$ 1,265,672</b>	<b>25.3%</b>	<b>\$ 7,400,000</b>	<b>\$ 1,504,965</b>	<b>20.3%</b>	<b>\$ (239,294)</b>	<b>-15.9%</b>

**TULSA COMMUNITY COLLEGE**  
**STATEMENT OF REVENUE AND EXPENDITURES COMPARISON**  
**FOR THE PERIOD ENDING DECEMBER 31, 2021 AND DECEMBER 31, 2020**  
**DECEMBER FY22** **DECEMBER FY21**

	<u>Budget</u>	<u>Year to date</u>	<u>Percent of Budget</u>	<u>Budget</u>	<u>Year to date</u>	<u>Percent of Budget</u>	<u>\$ Change</u>	<u>Percent Change</u>
<b>Revenue</b>								
<b>Education &amp; General</b>								
State Appropriations	\$ 31,022,199	\$ 17,713,683	57.1%	\$ 29,708,507	\$ 14,908,264	50.2%	\$ 2,805,419	18.8%
Revolving Fund	2,939,191	1,493,056	50.8%	2,675,650	1,710,264	63.9%	(217,207)	-12.7%
Resident Tuition	28,016,104	15,874,992	56.7%	29,071,159	26,810,759	92.2%	(10,935,767)	-40.8%
Non-Resident Tuition	2,206,417	1,244,581	56.4%	2,182,170	1,940,683	88.9%	(696,102)	-35.9%
Student Fees	7,531,057	3,802,555	50.5%	5,645,108	6,498,528	115.1%	(2,695,973)	-41.5%
Local Appropriations	47,025,000	20,800,000	44.2%	44,000,000	18,200,000	41.4%	2,599,999.94	14.3%
Federal Stimulus Funds - CARES	-	-	0%	8,371,556	7,149,105	85.4%	(7,149,105)	-100.0%
Federal Student Grants - HEERF	18,500,000	8,924,590	48.2%	-	-	0.0%	8,924,590	100.0%
Federal Institutional Aid - HEERF	31,000,000	10,208,419	32.9%	-	-	0.0%	10,208,419	100.0%
<b>Total</b>	<u>\$ 168,239,968</u>	<u>\$ 80,061,877</u>	<u>47.6%</u>	<u>\$ 121,654,150</u>	<u>\$ 77,217,603</u>	<u>63.5%</u>	<u>\$ 2,844,273</u>	<u>3.7%</u>
<b>Auxiliary Enterprises</b>								
Campus Store	\$ 400,000	\$ 390,208	97.6%	\$ 550,000	\$ 186,649	33.9%	\$ 203,559	1.09
Student Activities	2,000,000	1,163,063	58.2%	2,200,000	1,818,372	82.7%	(655,309)	-36.0%
Other Auxiliary Enterprises	4,000,000	1,798,912	45.0%	4,260,000	2,315,224	54.3%	(516,312)	-22.3%
<b>Total</b>	<u>\$ 6,400,000</u>	<u>\$ 3,352,183</u>	<u>52.4%</u>	<u>\$ 7,010,000</u>	<u>\$ 4,320,245</u>	<u>61.6%</u>	<u>\$ (968,062)</u>	<u>-22.4%</u>
<b>Restricted</b>								
Institutional Grants	\$ 4,125,000	\$ 1,682,007	40.8%	\$ 4,630,000	\$ 1,641,132	35.4%	\$ 40,875	2.5%
State Student Grants	4,020,320	1,421,864	35.4%	5,200,000	1,518,491	29.2%	(96,627)	-6.4%
<b>Total</b>	<u>\$ 8,145,320</u>	<u>\$ 3,103,871</u>	<u>38.1%</u>	<u>\$ 9,830,000</u>	<u>\$ 3,159,623</u>	<u>32.1%</u>	<u>\$ (55,752)</u>	<u>-1.8%</u>
<b>Capital</b>								
Construction - State (295)	\$ 2,000,000	\$ 1,716,400	85.8%	\$ 1,400,000	\$ 687,402	49.1%	\$ 1,028,998	149.7%
Construction - Non State (483)	3,000,000	1,485,945	49.5%	6,000,000	997,554.35	16.6%	488,390	49.0%
<b>Total</b>	<u>\$ 5,000,000</u>	<u>\$ 3,202,345</u>	<u>64.0%</u>	<u>\$ 7,400,000</u>	<u>\$ 1,684,956</u>	<u>22.8%</u>	<u>\$ 1,517,388</u>	<u>90.1%</u>
<b>TOTAL REVENUE</b>	<u>\$ 187,785,288</u>	<u>\$ 89,720,275</u>	<u>47.8%</u>	<u>\$ 145,894,150</u>	<u>\$ 86,382,427</u>	<u>59.2%</u>	<u>\$ 3,337,848</u>	<u>3.9%</u>
<b>Expenditures</b>								
<b>Education &amp; General</b>								
Instruction	\$ 48,117,230	21,778,177	0.0%	\$ 47,151,755	20,863,903	44.2%	\$ 914,274	4.4%
Public Service	1,022,515	321,039	0.0%	662,320	62,893	9.5%	258,145	410.4%
Academic Support	18,617,965	7,253,388	0.0%	18,253,728	7,642,400	41.9%	(389,012)	-5.1%
Student Services	10,581,398	4,997,895	0.0%	12,106,048	5,412,121	44.7%	(414,226)	-7.7%
Institutional Support	14,254,489	7,496,039	0.0%	12,839,085	7,544,685	58.8%	(48,646)	-0.6%
Operation/ Maintenance of Plant	17,489,757	8,871,699	0.0%	16,843,165	8,564,120	50.8%	307,579	3.6%
Tuition Waivers	4,600,000	2,142,348	0.0%	4,400,000	2,256,960	51.3%	(114,612)	-5.1%
Scholarships	5,800,000	2,488,091	0.0%	6,391,263	2,711,711	42.4%	(223,620)	-8.2%
Federal Student Grants - CARES	-	-	0.0%	3,990,147	3,988,647	100.0%	(3,988,647)	-100.0%
Federal Student Grants - HEERF	18,500,000	10,090,388	0.0%	-	-	0%	10,090,388	0%
Federal Institutional Aid - HEERF	31,000,000	6,335,660	0.0%	-	-	0%	6,335,660	0%
<b>Total</b>	<u>\$ 169,983,353</u>	<u>\$ 71,774,725</u>	<u>42.2%</u>	<u>\$ 122,637,510</u>	<u>\$ 59,047,441</u>	<u>48.1%</u>	<u>\$ 12,727,284</u>	<u>21.6%</u>
<b>Auxiliary Enterprises</b>								
Campus Store	\$ 130,500	\$ 76,202	58.4%	\$ 130,500	\$ 85,153	65.3%	\$ (8,951)	-10.5%
Student Activities	3,000,000	688,002	22.9%	3,875,000	1,110,179	28.6%	(422,178)	-38.0%
Other Auxiliary Enterprises	7,938,500	2,467,546	31.1%	7,004,500	1,107,423	15.8%	1,360,123	122.8%
<b>Total</b>	<u>\$ 11,069,000</u>	<u>\$ 3,231,750</u>	<u>29.2%</u>	<u>\$ 11,010,000</u>	<u>\$ 2,302,756</u>	<u>20.9%</u>	<u>\$ 928,994</u>	<u>40.3%</u>
<b>Restricted</b>								
Institutional Grants	\$ 4,125,000	\$ 1,682,365	40.8%	\$ 4,630,000	\$ 1,720,051	37.2%	\$ (37,686)	-2.2%
State Student Grants	4,020,320	1,491,033	37.1%	5,200,000	1,605,677	30.9%	(114,644)	-7.1%
<b>Total</b>	<u>\$ 8,145,320</u>	<u>\$ 3,173,398</u>	<u>39.0%</u>	<u>\$ 9,830,000</u>	<u>\$ 3,325,728</u>	<u>33.8%</u>	<u>\$ (152,330)</u>	<u>-4.6%</u>
<b>Capital</b>								
Construction - State (295)	\$ 2,000,000	\$ 203,453	10.2%	\$ 1,400,000	\$ 714,843	51.1%	\$ (511,390)	-71.5%
Construction - Non State (483)	3,000,000	1,256,933	41.9%	6,000,000	983,282	16.4%	273,651	27.8%
<b>Total</b>	<u>\$ 5,000,000</u>	<u>\$ 1,460,386</u>	<u>29.2%</u>	<u>\$ 7,400,000</u>	<u>\$ 1,698,125</u>	<u>22.9%</u>	<u>\$ (237,739)</u>	<u>-14.0%</u>
<b>TOTAL EXPENDITURES</b>	<u>\$ 194,197,673</u>	<u>\$ 79,640,260</u>	<u>41.0%</u>	<u>\$ 150,877,510</u>	<u>\$ 66,374,050</u>	<u>44.0%</u>	<u>\$ 13,266,209</u>	<u>20.0%</u>

**TULSA COMMUNITY COLLEGE**  
**EXPENDITURE SUMMARY BY CATEGORY**  
**FOR THE PERIOD ENDING DECEMBER 31, 2021 AND DECEMBER 31, 2020**

	DECEMBER FY22			DECEMBER FY21			\$ Change	Percent Change
	Budget	Year to date	Percent of Budget	Budget	Year to date	Percent of Budget		
<b>EDUCATION AND GENERAL</b>								
<b>Salaries &amp; Wages</b>								
Faculty	\$ 19,432,417	\$ 7,992,095	41.1%	\$ 19,272,076	\$ 8,012,561	41.6%	\$ (20,465)	-0.3%
Adjunct Faculty	10,500,000	6,668,076	63.5%	10,100,000	5,577,435	55.2%	1,090,641	19.6%
Professional	11,923,617	5,915,170	49.6%	12,533,836	5,907,249	47.1%	7,920	0.1%
Classified Exempt	3,801,000	1,029,661	27.1%	3,258,316	1,585,325	48.7%	(555,665)	-35.1%
Classified Hourly	17,564,728	7,329,742	41.7%	16,551,705	7,671,765	46.4%	(342,022)	-4.5%
<b>TOTAL</b>	<b>\$ 63,221,762</b>	<b>\$ 28,934,744</b>	<b>45.8%</b>	<b>\$ 61,715,933</b>	<b>\$ 28,754,335</b>	<b>46.6%</b>	<b>\$ 180,409</b>	<b>0.6%</b>
Staff Benefits	\$ 24,333,149	\$ 11,450,209	47.1%	\$ 24,187,667	\$ 11,579,811	47.9%	(129,603)	-1.1%
Professional Services	3,620,310	1,394,367	38.5%	2,474,350	1,160,746	46.9%	233,621	20.1%
Operating Services	15,809,902	7,381,283	46.7%	15,830,539	6,685,762	42.2%	695,521	10.4%
Travel	544,843	80,589	14.8%	567,950	20,749	3.7%	59,840	288.4%
Utilities	1,500,000	777,333	51.8%	1,700,000	546,240	32.1%	231,094	42.3%
Tuition Waivers	4,600,000	2,142,348	46.6%	4,400,000	2,256,960	51.3%	(114,612)	-5.1%
Scholarships	5,800,000	2,488,091	42.9%	6,391,263	2,711,711	42.4%	(223,620)	-8.2%
Federal Student Grants - CARES	-	-	0%	3,990,147	3,988,647	100.0%	(3,988,647)	-100.0%
Federal Student Grants - HEERF	18,500,000	10,090,388	54.5%	-	-	0.0%	10,090,388	100.0%
Federal Institutional Aid - HEERF	31,000,000	6,335,660	20.4%	-	-	0.0%	6,335,660	100.0%
Furniture & Equipment	1,053,387	699,713	66.4%	1,379,660	1,342,481	97.3%	(642,768)	-47.9%
<b>TOTAL</b>	<b>\$ 169,983,353</b>	<b>\$ 71,774,725</b>	<b>42.2%</b>	<b>\$ 122,637,510</b>	<b>\$ 59,047,441</b>	<b>48.1%</b>	<b>\$ 12,727,284</b>	<b>21.6%</b>
<b>CAMPUS STORE</b>								
Bond Principal and Expense	130,500	76,202	58.4%	131,000	85,153	65.0%	(8,951)	-10.5%
<b>TOTAL</b>	<b>\$ 130,500</b>	<b>\$ 76,202</b>	<b>58.4%</b>	<b>\$ 131,000</b>	<b>\$ 85,153</b>	<b>65.0%</b>	<b>\$ (8,951)</b>	<b>-10.5%</b>
<b>STUDENT ACTIVITIES</b>								
<b>Salaries &amp; Wages</b>								
Professional	\$ 216,000	\$ 35,332	16.4%	\$ 280,000	\$ 138,775	49.6%	\$ (103,443)	-74.5%
Classified Hourly	850,000	273,278	32.2%	1,100,000	479,414	43.6%	(206,136)	-43.0%
<b>Total Salaries &amp; Wages</b>	<b>\$ 1,066,000</b>	<b>\$ 308,610</b>	<b>29.0%</b>	<b>\$ 1,380,000</b>	<b>\$ 618,189</b>	<b>44.8%</b>	<b>\$ (309,579)</b>	<b>-50.1%</b>
Staff Benefits	\$ 445,000	\$ 131,881	29.6%	\$ 575,000	\$ 263,884	45.9%	\$ (132,004)	-50.0%
Professional Services	116,000	65,000	56.0%	150,000	97,630	65.1%	(32,630)	-33.4%
Operating Services	410,000	163,183	39.8%	525,000	124,479	23.7%	38,704	31.1%
Travel	38,000	80	0.2%	50,000	47	0.1%	33	69.6%
Furniture & Equipment	925,000	19,249	2.1%	1,195,000	5,950	0.5%	13,299	223.5%
Items for Resale	-	-	0.0%	-	-	0.0%	-	0.0%
<b>TOTAL</b>	<b>\$ 3,000,000</b>	<b>\$ 688,002</b>	<b>22.9%</b>	<b>\$ 3,875,000</b>	<b>\$ 1,110,179</b>	<b>28.6%</b>	<b>\$ (422,178)</b>	<b>-38.0%</b>
<b>OTHER AUXILIARY ENTERPRISES</b>								
<b>Salaries &amp; Wages</b>								
Professional	\$ 141,000	\$ 63,254	44.9%	\$ 125,000	\$ 80,943	64.8%	\$ (17,689)	-21.9%
Adjunct Faculty	340,000	132,312	38.9%	300,000	61,254	20.4%	71,058	116.0%
Classified Hourly	312,000	37,807	12.1%	275,000	92,729	33.7%	(54,921)	-59.2%
<b>Total Salaries &amp; Wages</b>	<b>\$ 793,000</b>	<b>\$ 233,374</b>	<b>29.4%</b>	<b>\$ 700,000</b>	<b>\$ 234,925</b>	<b>33.6%</b>	<b>\$ (1,552)</b>	<b>-0.7%</b>
Staff Benefits	\$ 142,000	\$ 50,650	35.7%	\$ 125,000	\$ 54,012	43.2%	\$ (3,362)	-6.2%
Professional Services	625,000	125,202	20.0%	550,000	66,890	12.2%	58,312	87.2%
Operating Services	2,600,000	1,352,524	52.0%	2,300,000	447,536	19.5%	904,988	202.2%
Travel	68,000	13,306	19.6%	60,000	2,338	3.9%	10,968	469.1%
Utilities	737,000	302,296	41.0%	650,000	217,136	33.4%	85,160	39.2%
Scholarship & Refunds	45,000	725	1.6%	40,000	1,556	3.9%	(831)	-53.4%
Bond Principal and Expense	1,253,500	388,507	31.0%	969,000	76,167	7.9%	312,340	410.1%
Furniture & Equipment	1,675,000	961	0.1%	1,479,500	6,863	0.5%	(5,902)	-86.0%
Items for Resale	-	-	0.0%	-	-	0.0%	-	0.0%
<b>TOTAL</b>	<b>\$ 7,938,500</b>	<b>\$ 2,467,546</b>	<b>31.1%</b>	<b>\$ 6,873,500</b>	<b>\$ 1,107,423</b>	<b>16.1%</b>	<b>\$ 1,360,123</b>	<b>122.8%</b>
<b>CAPITAL</b>								
Construction - State (295)	\$ 2,000,000	\$ 203,453	10.2%	\$ 1,400,000	\$ 714,843	51.1%	\$ (511,390)	-71.5%
Construction - Non State (483)	3,000,000	1,256,933	41.9%	6,000,000	983,282	16.4%	273,651	27.8%
<b>TOTAL</b>	<b>\$ 5,000,000</b>	<b>\$ 1,460,386</b>	<b>29.2%</b>	<b>\$ 7,400,000</b>	<b>\$ 1,698,125</b>	<b>22.9%</b>	<b>\$ (237,739)</b>	<b>-14.0%</b>





## Campus Growth

### NE Success Center

Budget: \$3,500,000  
Estimated Completion: Fall 2022



### SE Business and IT Remodel Phase I

Budget: TBD  
Estimated Completion: TBD



### MC Success Center

Budget: \$2,900,000  
Estimated Completion: Spring 2022



### WC Relocate Medical Laboratory Technician from Building 8

Budget: TBD  
Estimated Completion: TBD



### NE Fab Lab

Budget: \$250,000  
Estimated Completion: Spring 2022



### NE Computer Lab Expansion

Budget: \$50,000  
Estimated Completion: TBD



### WC Library Think Tank

Budget: \$20,000  
Estimated Completion: TBD



### MC Relocate Nursing to Pharmacy Tech

Budget: TBD  
Estimated Completion: TBD



## Safety

### Campus Wide Air Handlers

Budget: \$7,211,000  
Estimated Completion: TBD



### Exterior Speakers and Building Beacons

Budget: \$200,000  
Estimated Completion: TBD



### MC, NE and SE Exterior Doors and Access Controls

Budget: \$2,600,000  
Estimated Completion: TBD



### Digital Signage Portable Digital Exterior Signage

Budget: \$150,000  
Estimated Completion: TBD



### MC Ductwork, VAV, VFD, Supply and Exhaust Air Fans

Budget: \$1,510,000  
Estimated Completion: TBD



### NE Horticulture Building Improvements

Budget: \$100,000  
Estimated Completion: TBD



### MC/NE Cameras and NVR's SE Data Closet

Budget: \$1,400,000  
Estimated Completion: TBD



### Emergency Management Software

Budget: \$80,000  
Estimated Completion: TBD



### Interior Doors with Access Control MC/NE Door Upgrades and MC ADA Doors

Budget: \$1,200,000  
Estimated Completion: TBD



### Storm Shelter for 20 at Aviation

Budget: \$15,000  
Estimated Completion: TBD



### Fire Panels

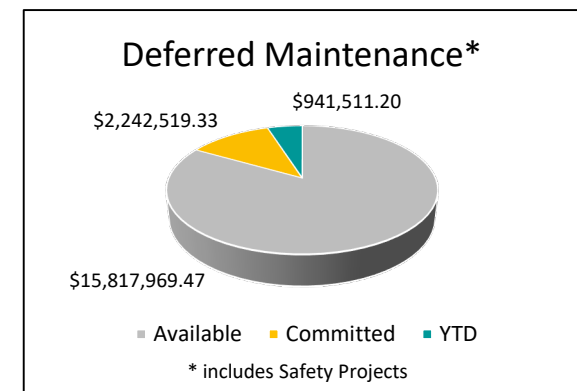
Budget: \$520,000  
Estimated Completion: TBD



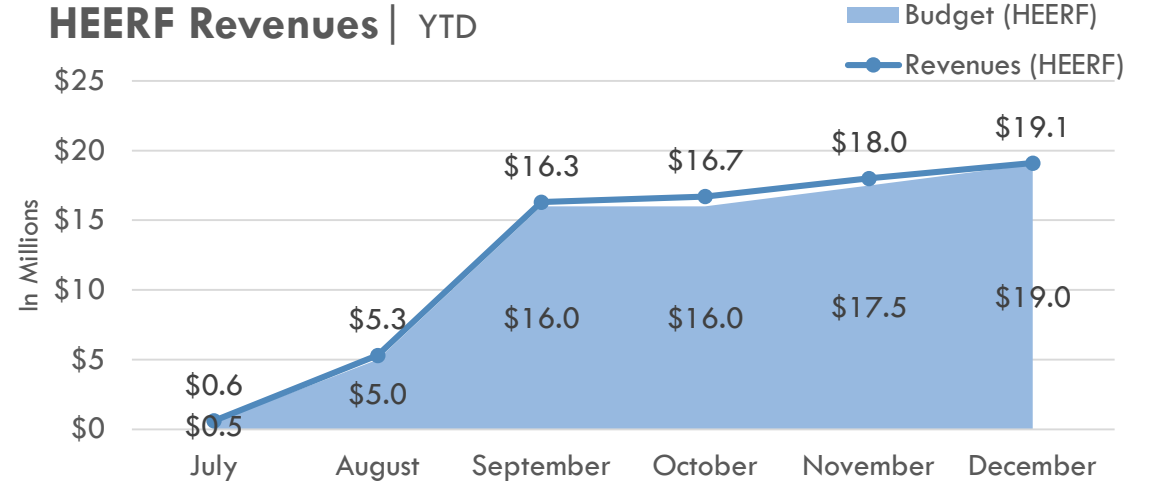
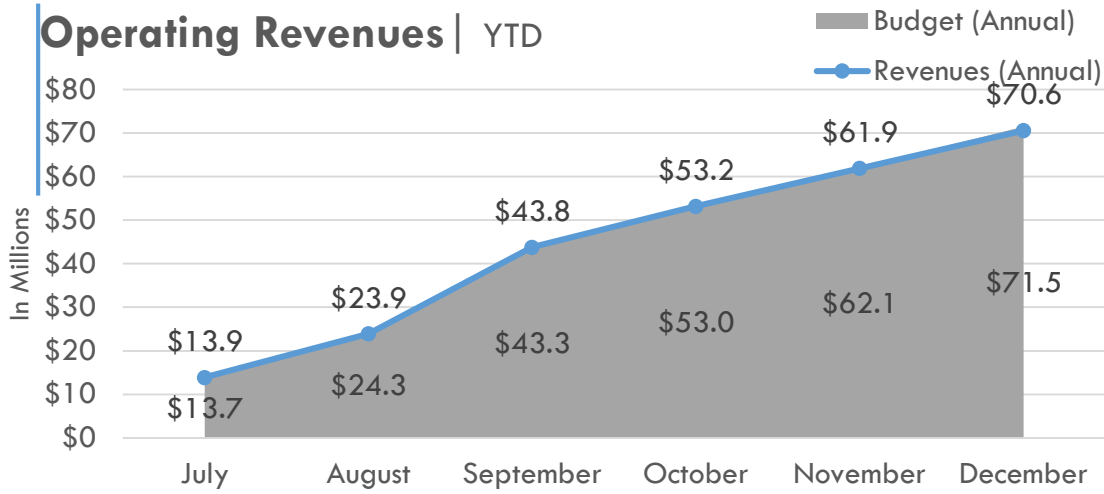


## Deferred Maintenance

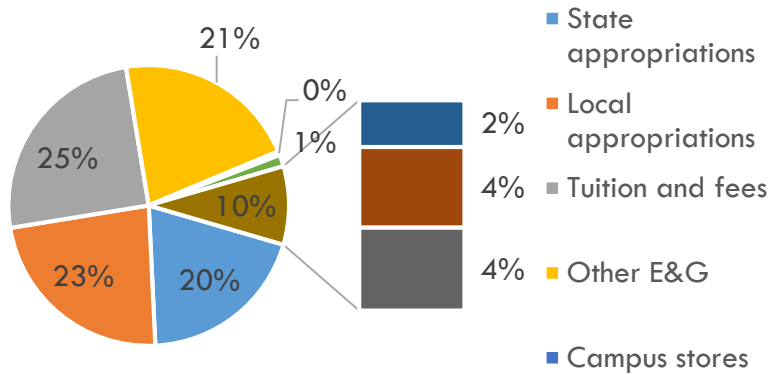
<p><b>NE SE and WC Parking Lots</b></p> <p>Budget: \$1,581,978 Estimated Completion: Mar 2022</p>	<p><b>WC Breezeway HVAC Replacement</b></p> <p>Budget: \$450,000 Estimated Completion: TBD</p>	<p><b>SE Building 9 Roof</b></p> <p>Budget: \$220,000 Estimated Completion: TBD</p>	<p><b>WC Sidewalks Student Success Center to Student Union</b></p> <p>Budget: \$100,000 Estimated Completion: TBD</p>
<p><b>MC Waterproofing</b></p> <p>Budget: \$700,000 Estimated Completion: TBD</p>	<p><b>NE 2<sup>nd</sup> Floor Flooring and Walkway Replacement</b></p> <p>Budget: \$300,000 Estimated Completion: TBD</p>	<p><b>MC, NE, SE Window Replacement</b></p> <p>Budget: \$200,000 Estimated Completion: TBD</p>	<p><b>SE Building 8 Rooftop Unit Replacement – 20%</b></p> <p>Budget: \$90,000 Estimated Completion: TBD</p>
<p><b>MC Philips Building Elevator Replacement</b></p> <p>Budget: \$500,000 Estimated Completion: TBD</p>	<p><b>MC VFD's (5) and Heat Exchangers (3)</b></p> <p>Budget: \$250,000 Estimated Completion: TBD</p>	<p><b>SE Building 6 and 8 Roof Repair</b></p> <p>Budget: \$150,000 Estimated Completion: TBD</p>	<p><b>SE LED Lighting</b></p> <p>Budget: \$70,000 Estimated Completion: TBD</p>
<p><b>MC Plant Heating Water and Re-piping</b></p> <p>Budget: \$500,000 Estimated Completion: TBD</p>	<p><b>Restroom Upgrades</b></p> <p>Budget: \$250,000 Estimated Completion: TBD</p>	<p><b>SE 2<sup>nd</sup> Floor Walkway Window Waterproofing</b></p> <p>Budget: \$140,000 Estimated Completion: TBD</p>	
<p><b>NE Academic Building Electrical Substation Replacement</b></p> <p>Budget: \$500,000 Estimated Completion: TBD</p>	<p><b>Classroom Upgrades</b></p> <p>Budget: \$250,000 Estimated Completion: TBD</p>	<p><b>MC Heat Exchanger</b></p> <p>Budget: \$137,951 Estimated Completion: March 2022</p>	



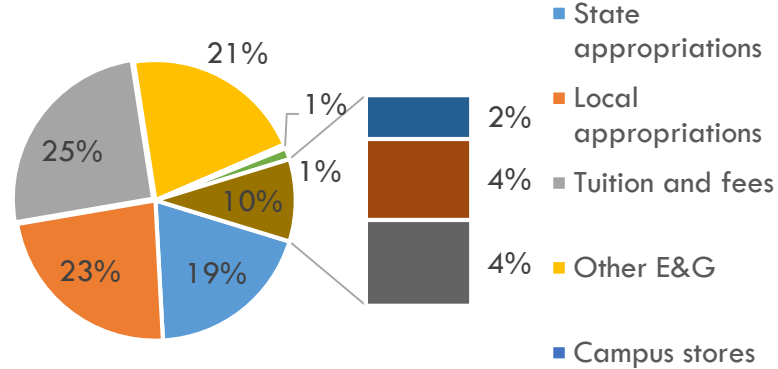
# REVENUE DASHBOARD DECEMBER 2021



### YTD Revenues by Type



### YTD Budgeted Revenues by Type

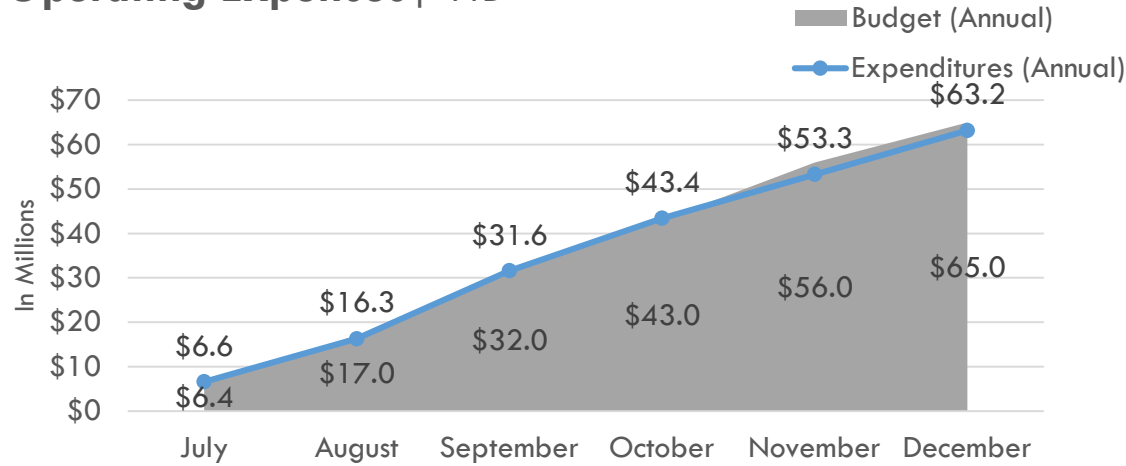


### Revenues | Monthly Activity

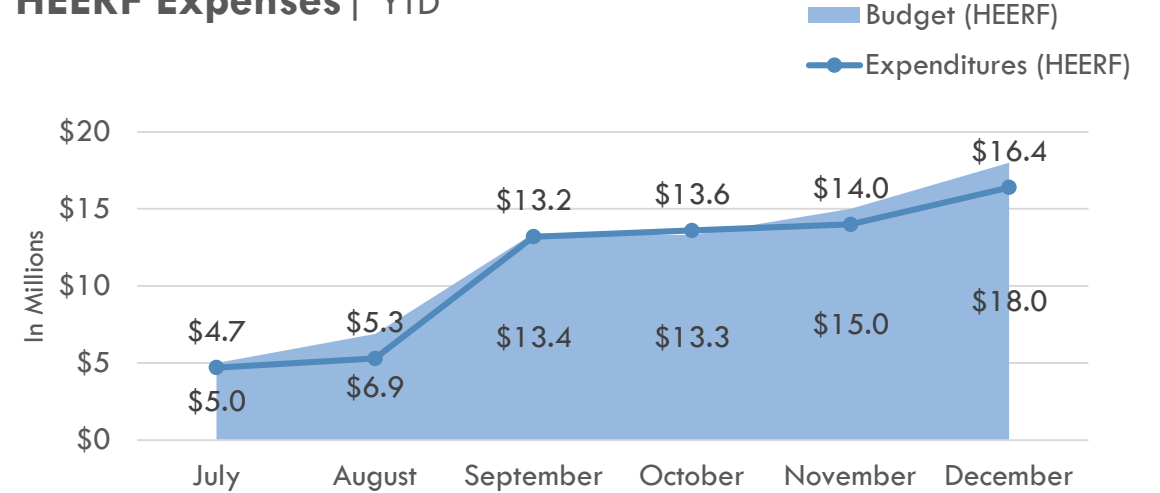
Revenues	Actual	Budget	Variance
E&G	\$ 8.5	\$ 9.5	\$ (1.0)
Auxiliary	0.2	0.3	(0.1)-
Restricted	0.3	0.3	-
Capital	0.8	0.7	0.1
<b>Total</b>	<b>\$ 9.8</b>	<b>\$ 10.8</b>	<b>\$ 1.0</b>

# EXPENSE DASHBOARD DECEMBER 2021

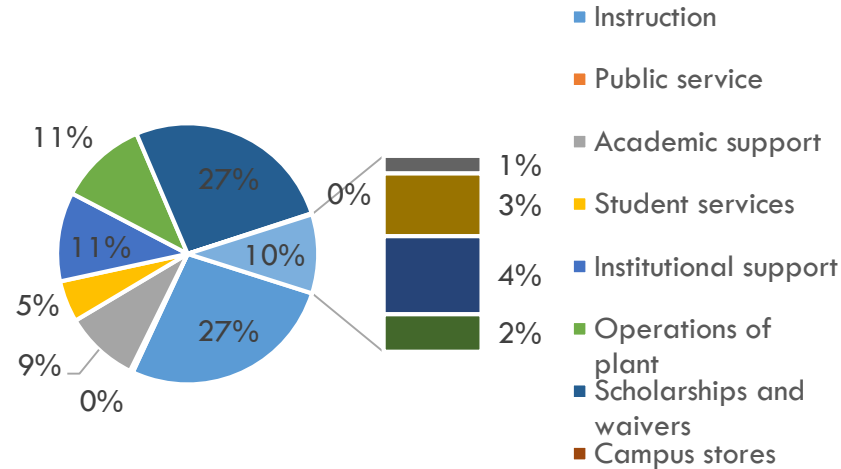
## Operating Expenses | YTD



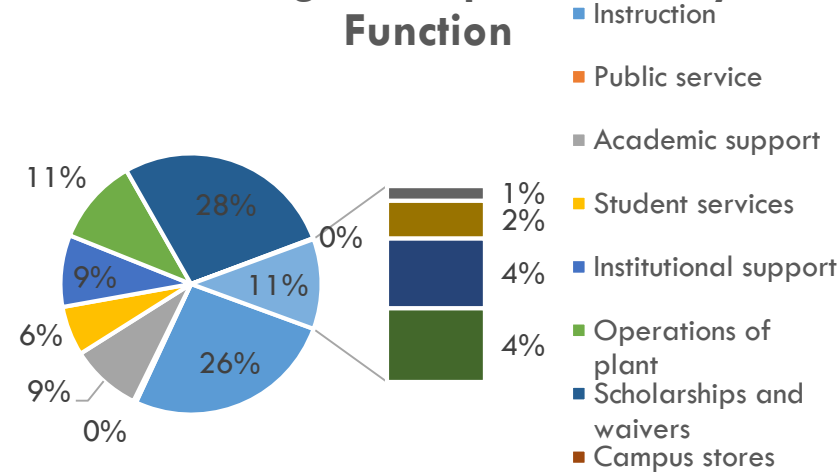
## HEERF Expenses | YTD



## YTD Expenditures by Function



## YTD Budgeted Expenditures by Function

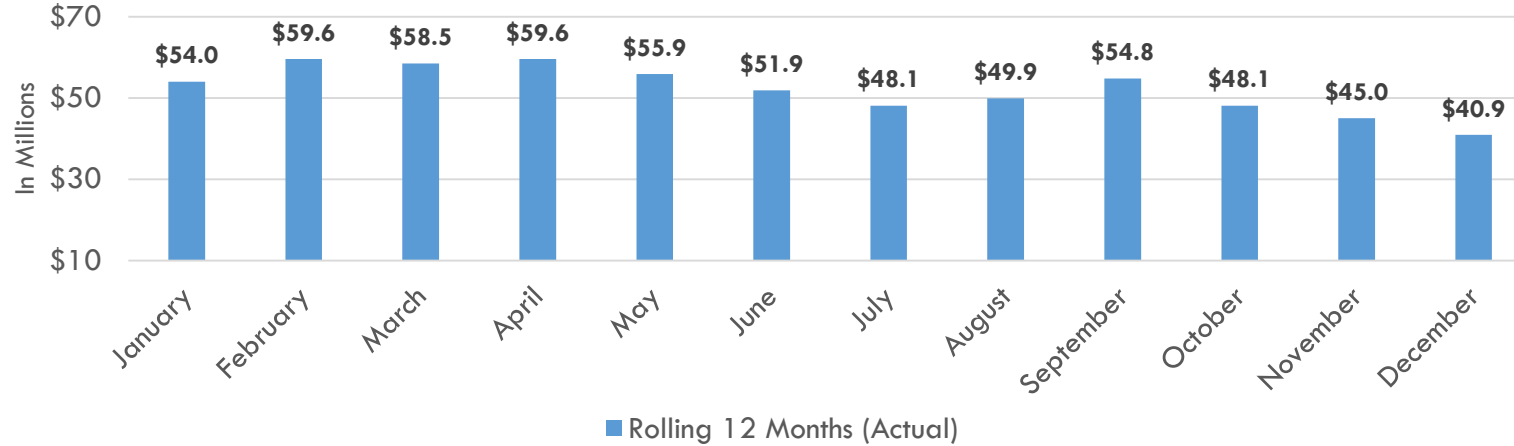


## Expenditures | Monthly Activity

	Actual	Budget	Variance
<b>Expenditures</b>			
E&G	\$ 10.5	\$10.2	\$ (0.3)
Auxiliary	1.3	0.7	(0.6)
Restricted	0.3	0.3	-
Capital	0.2	0.7	0.5
	<b>\$ 12.3</b>	<b>\$ 11.9</b>	<b>\$ (0.4)</b>

# CASH MANAGEMENT & AR DASHBOARD DECEMBER 2021

## CASH | at end of month



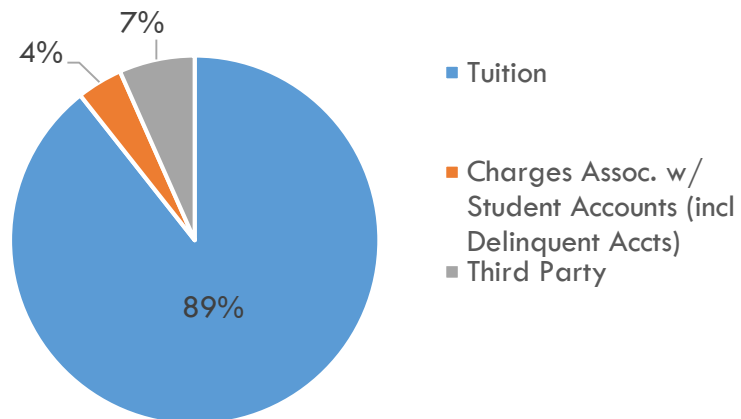
## CASH BALANCE

E&G (290)	\$ 1,255,171
Construction (295)	\$ 1,999,611
Restricted (430)	\$ 217,364
Construction (483 & 475)	\$ 377,329
COVID Funds (490)	\$ 7,539,339
Auxiliary (706)	\$ 5,240,001
Clearing (750)	\$ 898,928
Local	\$ 20,970,933
Payroll (789)	\$ 2,410,712
<b>Total</b>	<b>\$ 40,909,387</b>

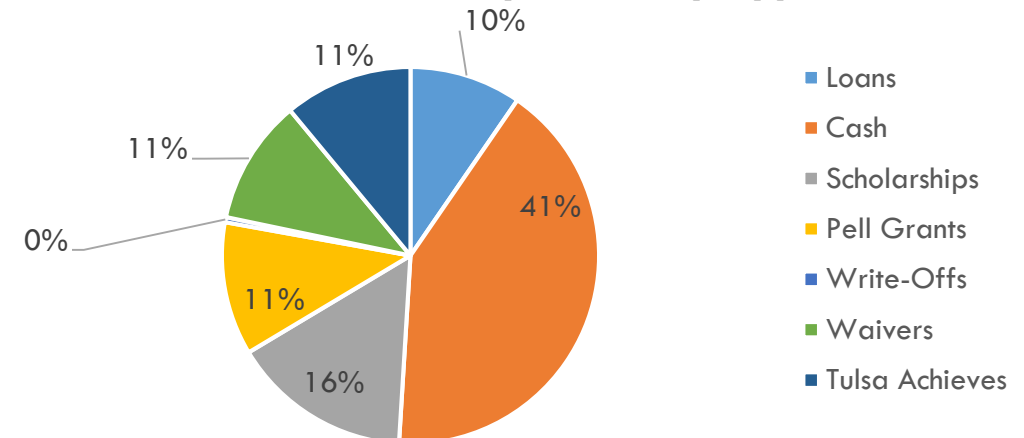
**Cash Forecast 12/31/2021 \$34,000,000**

**Local Forecast 12/31/2021 \$23,000,000**

## Fall 2021 Student Charges by Type

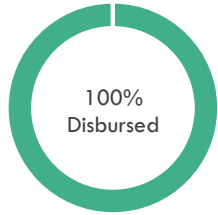


## Fall 2021 Payments by Type



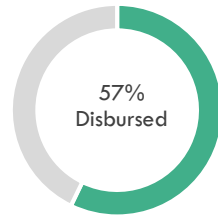
# HIGHER EDUCATION EMERGENCY RELIEF FUND – (HEERF 2 & HEERF 3)

## Student Grants (HEERF 2)



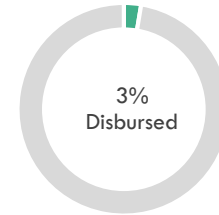
**Budget:** \$4,400,000  
**Disbursed:** \$4,400,000

## Student Grants (HEERF 3)



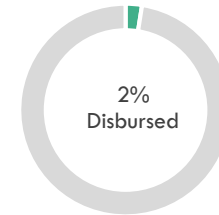
**Budget:** \$16,500,000  
**Disbursed:** \$9,448,938

## Safety & Security (Facilities)



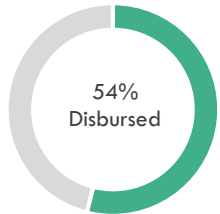
**Budget:** \$11,500,000  
**Disbursed:** \$303,598

## Student Technology



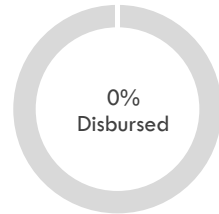
**Budget:** \$3,500,000  
**Disbursed:** \$87,094

## Workforce Technology



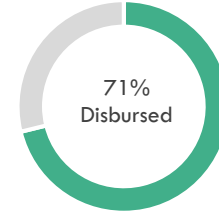
**Budget:** \$3,000,000  
**Disbursed:** \$1,619,117

## Student Supplies



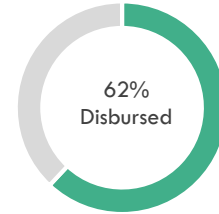
**Budget:** \$1,500,000  
**Disbursed:** \$0

## Equipment / Software



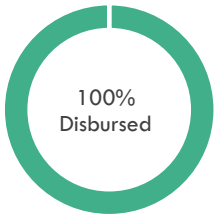
**Budget:** \$450,000  
**Disbursed:** \$320,262

## Financial Aid Consulting



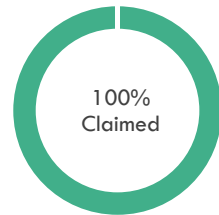
**Budget:** \$164,400  
**Disbursed:** \$101,866

## Student Debt Forgiveness



**Estimated:** \$4,182,954  
**Disbursed:** \$4,182,954

## Lost Revenue



**Estimated:** \$4,432,059  
**Claimed:** \$4,432,059

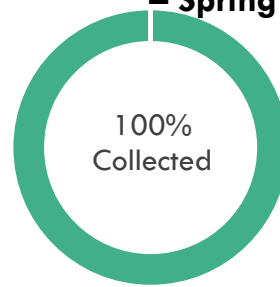
## TOTAL HEERF

Student Grants	\$ 20,900,000
Safety & Security	\$ 11,500,000
Student Technology	\$ 3,500,000
Workforce Technology	\$ 3,000,000
Student Supplies	\$ 1,500,000
Equipment / Software	\$ 450,000
Financial Aid Consulting	\$ 164,400
Student Debt Forgiveness	\$ 4,182,954
Lost Revenue Claims	\$ 4,432,059
	<b>\$ 49,629,413</b>

<b>Disbursed in FY21</b>	<b>\$ 4,068,421</b>
<b>Disbursed in FY22</b>	<b>\$ 16,395,408</b>
<b>Lost Revenue Claimed</b>	<b>\$ 4,432,059</b>
<b>Remaining</b>	<b>\$ 24,733,525</b>

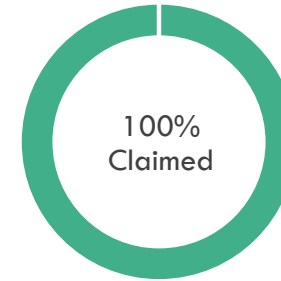
# HIGHER EDUCATION EMERGENCY RELIEF FUND – LOST REVENUE SPENDING

## Student Debt Forgiveness (Spring 2020 – Spring 2021)



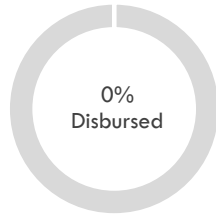
**Estimated:** \$4,182,954  
**Collected:** \$4,182,954

## Lost Revenue



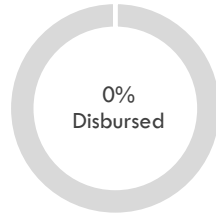
**Estimated:** \$4,432,059  
**Claimed:** \$4,432,059

### NEC Student Success Center



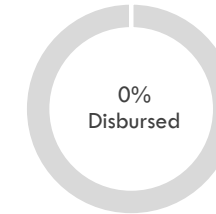
**Total Project Estimate:** \$3,350,000  
 HEERF Funding: \$1,830,000  
 Other Funding: \$1,520,000  
**Disbursed (HEERF): \$0**

### Metro Student Success Center



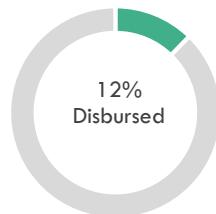
**Total Project Estimate:** \$2,900,000  
 HEERF Funding: \$720,000  
 Other Funding: \$2,180,000  
**Disbursed (HEERF): \$0**

### PACE Lighting + Equipment



**Total Project Estimate:** \$279,817  
 HEERF Funding: \$279,817  
 Other Funding: \$0  
**Disbursed (HEERF): \$0**

### NEC Fab Lab



**Total Project Estimate:** \$250,000  
 HEERF Funding: \$250,000  
 Other Funding: \$0  
**Disbursed (HEERF): \$30,640**

## Student Debt + Lost Revenue Spending Allocation

NEC Student Success Center	\$	1,830,000
Metro Student Success Center	\$	720,000
PACE Lighting + Equipment	\$	279,817
FAB Lab Remodel	\$	<u>250,000</u>
<b>Allocated</b>	<b>\$</b>	<b>3,079,817</b>
Funds Remaining	\$	<u>5,535,196</u>
<b>Total</b>	<b>\$</b>	<b>8,615,013</b>



## TCC Librarians Help Create Textbook

TCC librarians Jamie Holmes and Adam Brennan, along with Sarah Whittle (NSU) and Calantha Tillotson (formerly from ECU) created an Open Education Resource textbook on information literacy. Focusing on foundational information literacy concepts, ranging from disinformation to searching strategies to academic integrity, "[The Insiders: Information Literacy for Okies Everywhere](#)" has interactive and realistic problem-centered scenarios.

---

## Center for Creativity Partners with The Moth

The Thomas K. McKeon Center for Creativity on the TCC Metro Campus is a community partner with The Moth, a storytelling organization based in New York. In October, the College hosted a virtual storytelling workshop for students and community members focused on lifting voices of Native Americans. Two more workshops are scheduled for the spring focused on Black voices and LGBTQIA+ voices. TCC is the only community partner in Oklahoma working with The Moth and the collaboration supports TCC's ongoing work in Diversity, Equity and Inclusion as well as student retention.

---

## Nationally Recognized Speaker Headlines TCC Equity Transfer Initiative Workshop


TCC hosted a November workshop for faculty and academic leaders as part of the College's ongoing participation in the American Association of Community College's Equity Transfer Initiative with NSU and OSU-Tulsa. Dr. Xueli Wang, a nationally recognized expert in the field of transfer, spoke on key faculty practices to advance equitable transfer. Then, participants from TCC, OSU, and NSU representing six academic disciplines (Accounting, Mechanical Engineering, Industrial Engineering, Supply Chain Management, Elementary Education, and Biology) took part in break-out discussions focused on increasing equitable transfer and completion. The Equity Transfer Initiative project will continue through Fall 2022.

---

## TCC Returns to In-Person Commencement for the First Time in Two Years

### Featured by FOX23, Tulsa World, and KOTV

TCC held its first in-person commencement in two years on Friday, Dec. 10. Roughly 350 of the 850 individuals who graduated in Fall 2021 participated in the commencement ceremony. For one of those graduates, Ninemi Ortiz, being able to walk across the stage was very special. Ortiz was diagnosed with cancer twice, once as a high school senior and again in 2021 while a student at TCC. KOTV did a story featuring Ortiz at graduation and *Tulsa World* featured a front-page article about her in late December.





## OU Streamlines Transfer Pathway for TCC Students

Featured by **FOX23, KOTV, KWTW, KRMG, and KOGU**

TCC got statewide media coverage with the announcement with OU about a new agreement designed to create clearer transfer pathways for students wanting to complete a bachelor's degree for select programs at the Norman campus. The announcement also included OCCC and Cameron University.

---

## Two TCC Art Faculty Featured in Exhibit

Featured by **Tulsa People**

The artwork of Cristiana Prado and Tyler Griese will be featured in an exhibit at the Tulsa Artists' Coalition Gallery. Prado, who has a January exhibit, specializes in 3-dimensional ceramic sculpture. She is an adjunct faculty member at TCC and the winner of the TCC 2020 Holiday Card Design Competition with her watercolor painting. Griese is an assistant professor of art and instructs on painting and drawing at TCC. His March show will feature detailed oil paintings.

*Photos courtesy of Tulsa People*



---

## Title III \$2.25 Million Grant Announcement

Featured by **Tulsa World, Journal Record, FOX23, KTUL, KOSU, and KRMG**

The TCC news conference announcing the \$2.25 million Title III Strengthening Institutions Program (SIP) Grant received nice media coverage as well as a positive *Tulsa World* editorial under the headline, "Editorial: Federal Grant Will Enhance TCC's Forward-Thinking Student Support Approach." The Title III SIP grant, from the U.S. Department of Education, is one of the largest grants a community college can receive and supports institutions serving a high number of students from lower socioeconomic backgrounds.

---

## Signature Symphony Returns to Full Orchestra Concerts and Welcomes Artistic Director Finalists

Featured by **FOX23**

Signature Symphony at TCC held its first full orchestra concert for the season in December with Christmas in Tulsa. It marked the first time since early 2020 the professional orchestra played together as a group. This semester, the orchestra welcomes the artistic director finalists to Tulsa. The concert planned for this Saturday has been postponed and will be rescheduled. The second finalist will be here in February. We also learned the third finalist has removed his name for consideration for the position and concert plans are being finalized for the April date.

## Legends: Ronald Looney

### Featured by *Tulsa People*

The December issue of *Tulsa People* featured a nice feature on former TCC Regent Ron Looney, who served the College for 36 years. From his family's beginnings in Tulsa to founding his own business, Ron answers questions about his life, work and family. He says in the article being appointed to the TCC Board of Regent in 1985 was the greatest thing ever for him, "It was just an absolute joy to give back to the educational community."

---

## TCC Faculty Member Discusses U.S. Capitol Attack and Classroom Learning

### Featured by **KTUL**

Knox Brown, assistant professor of political science, discussed how he approaches teaching and how the discussion about events such as the Jan. 6 Capitol attack in the classroom can help mend the political divide. Brown says he gives students space to discuss the difficult topics and reflect on how we got to that point with also providing some context from a historical lens.



---

## TCC Graduate Becomes Third-Generation Tulsa Firefighter

### Featured by *Cherokee Phoenix*

Christian Kaiser is a TCC graduate and started the Tulsa Fire Department's academy this month as a new recruit. Kaiser had been an EMT with Pafford Medical Services and is credited with saving a police officer's life in 2021.

---

## I Can't: Film Edition Series Continues

### Featured by *Tulsa People*

The I Can't: Film Edition series continues this year at the Thomas K. McKeon Center for Creativity. Next up is "I Can't Be an Extra with Tulsa Film, Music, Arts and Culture. Then in February, I Can't Tell a Story with The Second City, the world's premiere comedy club and school of improvisation. This series is helping to introduce various aspects of the film industry to the community. The workshops are free and help virtually.

---

## TCC Global Learning Partnership with University of North Carolina Greensboro

TCC's Global Learning Program is partnering with the UNC Greensboro Lloyd International Honors College for a book discussion this Spring. UNC Greensboro students will read David Grann's "Killers of the Flower Moon: the Osage Murders and the Birth of the FBI" and then students from TCC will join the UNC students for an online discussion to explore parallels between the history of Native Americans in Oklahoma and North Carolina.