




**TCC** WEST CAMPUS

FALL 2025


# TCC WEST CAMPUS


## STUDENT PROFILE

**28%**  
First-Time Students




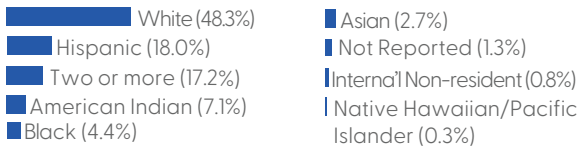
**36%** Full-Time  **64%** Part-Time

 **210**  
HS Dual Credit Students

 **66%** Female  
**29%** Male  
4% Not Reported

 **22**  
Average Age


 **497**  
Students Received  
**\$704,809**  
in Federal Grants



- White (48.3%)
- Hispanic (18.0%)
- Two or more (17.2%)
- American Indian (7.1%)
- Black (4.4%)
- Asian (2.7%)
- Not Reported (1.3%)
- Internatl Non-resident (0.8%)
- Native Hawaiian/Pacific Islander (0.3%)

**13.9**  
Average Class Size



  
**1,190**  
**STUDENTS**  
ENROLLED AT THIS CAMPUS

Numbers based on students who took at least one course at this campus